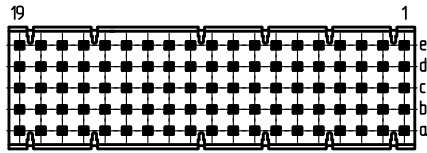
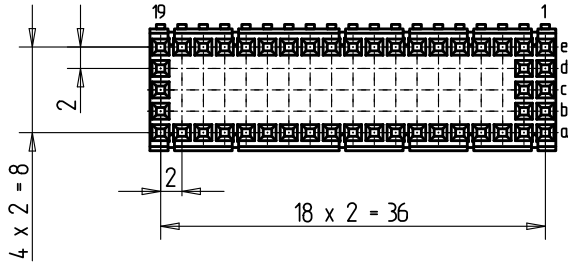


Bestückungsplan - *contact layout*



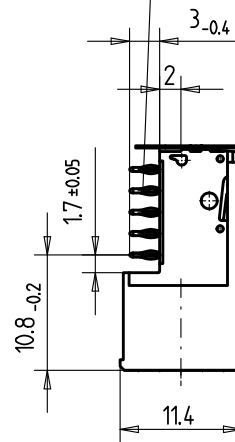
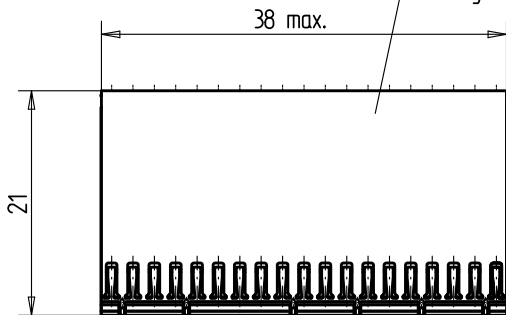
■ = bestückt - *assemble*



EE-Zone für durchkontaktierte Löcher  $\varnothing 0.6 \pm 0.05$

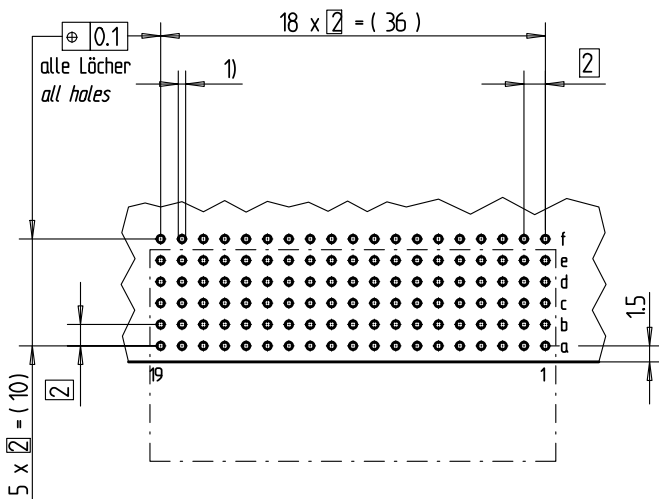
Compliant zone for thru hole  $\varnothing 0.6 \pm 0.05$

Abschirmblech 064781  
*shielding 064781*



Lochbild für Leiterplatte  
(Bestückungsseite)

Board hole pattern  
(Component mounting side)



- 1)  $\varnothing 0.6 \pm 0.05$  Durchmesser des metallisierten Loches  
 $\varnothing 0.6 \pm 0.05$  Diameter of finished plated-through hole
- $\varnothing 0.7 \pm 0.02$  Bohrungsdurchmesser des Loches  
 $\varnothing 0.7 \pm 0.02$  Diameter of drilled hole

Schichtaufbau im metallisierten Loch  
siehe Zeichnung 114406

Metal plating of plated-through hole  
see drawing 114406

Fehlende Masse und Angaben nach IEC 61076-4-101  
Missing information and dimensions per IEC 61076-4-101

Bedruckung siehe Zeichnung 401194  
Marking see drawing 401194

Consider protection memo from DIN 34	Information: Abschirmblech oben montiert <i>shielding mounted on top</i> Anforderungsstufe 107 - class 107	Tolerances		Scale	2:1
	All rights reserved. Only for information. To insure that this is the latest version of this drawing, please contact one of the ERNI companies before using.	Subject to modification without prior notice. Drawing will not be updated.	All Dimensions in mm		Designation
b	14.02.2008	www.ERNI.com		104698	K
index	Date	M:00064919.SZA		ERNB19	