

# Customer Information Sheet

DRAWING No.: M20-886XXXX

SHEET 2 OF 2

IF IN DOUBT - ASK

©

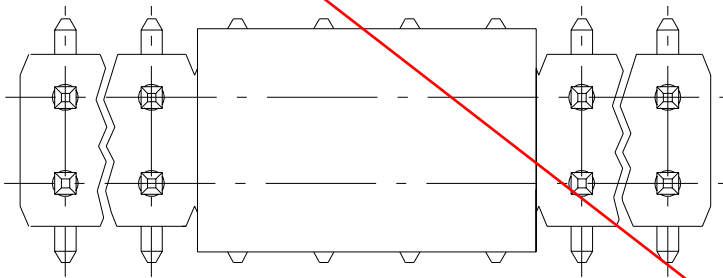
NOT TO SCALE

THIRD ANGLE PROJECTION

ALL DIMENSIONS IN mm

**NOTES:**

1. FOR 4+4-WAYS AND LESS, CAP LENGTH = 6.00mm.



**SPECIFICATION:**

**MATERIAL:**  
 MOULDING = NYLON 6T UL94V-0, WHITE  
 CONTACT = BRASS

**FINISH:**  
 06 = 25µ TIN  
 22 = GOLD FLASH ON CONTACT AREA  
 25µ TIN ON TAILS

**ELECTRICAL:**  
 CURRENT RATING AT 25°C = 3.0A MAX  
 CURRENT RATING AT 85°C = 2.0A MAX  
 VOLTAGE PROOF AT 50 Hz = 750V AC/DC  
 CONTACT RESISTANCE (INITIAL) = 20 MILLIOHMS MAX (TIN), 15 MILLIOHMS MAX (GOLD)  
 CONTACT RESISTANCE (AFTER CONDITIONING) = 30 MILLIOHMS MAX (TIN), 25 MILLIOHMS MAX (GOLD)  
 INSULATION RESISTANCE (INITIAL) = 1,000,000 MEGOHMS MIN  
 INSULATION RESISTANCE (AFTER CONDITIONING) = 10,000 MEGOHMS MIN

**MECHANICAL:**  
 DURABILITY = 300 OPERATIONS (GOLD), 50 OPERATIONS (TIN)

**ENVIRONMENTAL:**  
 TEMPERATURE RANGE = -40°C TO +105°C

**PACKING:**

TUBE  
 FOR COMPONENT SPECIFICATION, SEE COMPONENT SPECIFICATION C001XX (LATEST ISSUE).

PICK & PLACE CAP

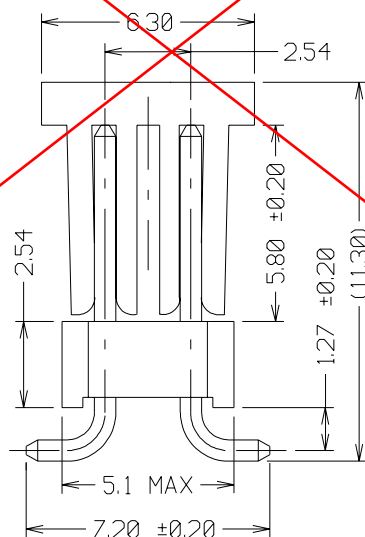
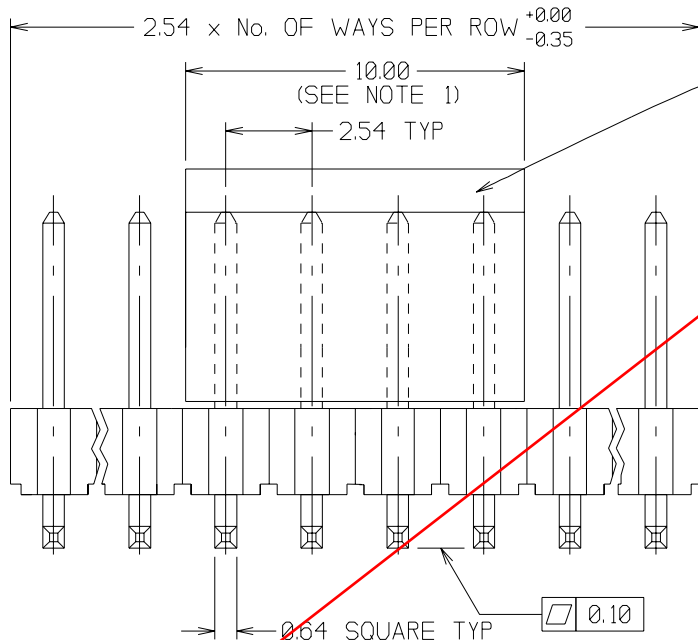
**ORDER CODE:**

M20-886XXXX

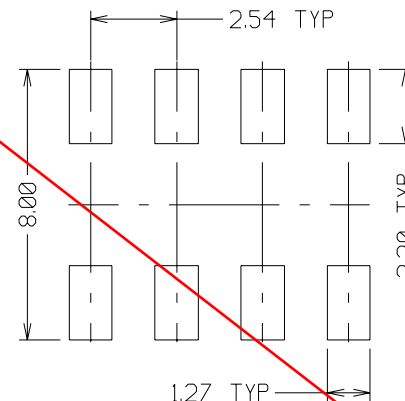
No. OF WAYS PER ROW  
 02 TO 36 (2+2 TO 36+36)

**FINISH**  
 06 = TIN  
 22 = SELECTIVE GOLD

**OBSOLETE**



**RECOMMENDED PAD LAYOUT**



2	19.04.00	5247
ISS.	DATE	C/NOTE
APPROVED:		
CHECKED:		
DRAWN: J. KEIR		
CUSTOMER REF.:		
ASSEMBLY DRG:		



HARWIN INC U.S.A. TEL: (812) 285 0055 FAX: (812) 285 0056	HARWIN PLC UK. TEL: 023 9231 4545 FAX: 023 9231 4590	HARWIN PTE SINGAPORE TEL: 65 7794909 FAX: 65 7793868
--	---	---

THIS DRAWING AND ANY INFORMATION OR DESCRIPTIVE MATTER SET OUT HEREON ARE CONFIDENTIAL AND COPYRIGHT PROPERTY OF THE HARWIN GROUP AND MUST NOT BE DISCLOSED, LOANED, COPIED OR USED FOR MANUFACTURING, TENDERING OR FOR ANY OTHER PURPOSE WITHOUT THEIR WRITTEN PERMISSION.

**TOLERANCES**  
 X. = ±1mm  
 X.X = ±0.25mm  
 X.XX = ±0.10mm  
 X.XXX = ±0.01mm  
 ANGLES = ±1°  
 UNLESS STATED

**MATERIAL:**  
 SEE ABOVE  
**FINISH:**  
 SEE ABOVE  
**S/AREA:** mm<sup>2</sup>

**TITLE:** 2.54mm PITCH D.I.L SMT PIN HEADER ASSEMBLY WITH PICK & PLACE CAP  
**DRAWING NUMBER:** M20-886XXXX  
 SHT 2 OF 2