

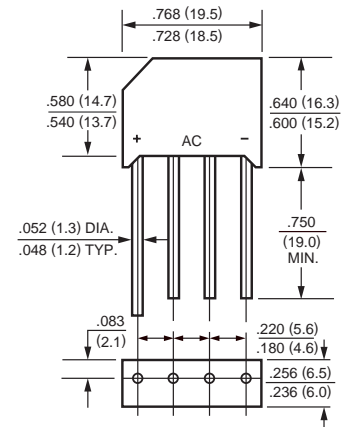
### SILICON BRIDGE RECTIFIERS

VOLTAGE RANGE: 50 --- 1000 V  
CURRENT: 4.0 A

#### FEATURES

- ◇ Rating to 1000V PRV
- ◇ Surge overload rating to 150 Amperes peak
- ◇ Ideal for printed circuit board
- ◇ Reliable low cost construction utilizing molded plastic technique results in inexpensive product
- ◇ Lead solderable per MIL-STD-202 method 208

#### KBL



inch(mm)

#### MAXIMUM RATINGS AND ELECTRICAL CHARACTERISTICS

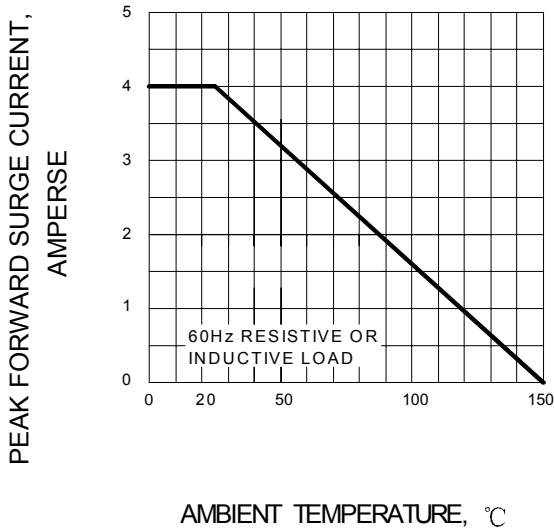
Ratings at 25°C ambient temperature unless otherwise specified.

Single phase, half wave, 60 Hz, resistive or inductive load. For capacitive load, derate by 20%.

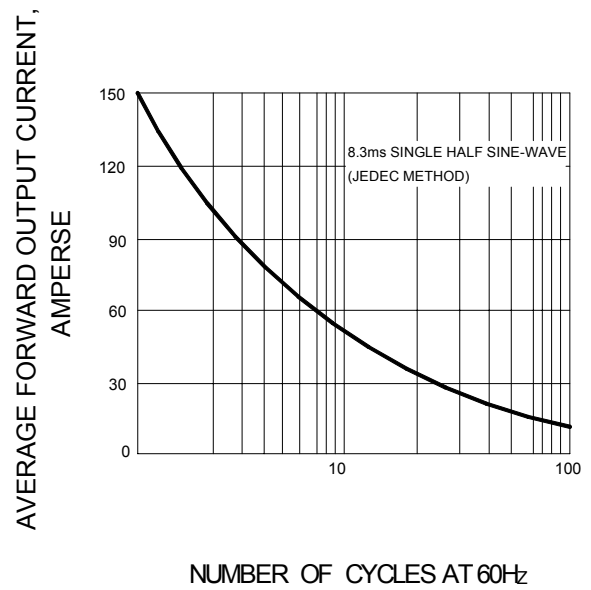
		RS 401L	RS 402L	RS 403L	RS 404L	RS 405L	RS 406L	RS 407L	UNITS
Maximum recurrent peak reverse voltage	$V_{RRM}$	50	100	200	400	600	800	1000	V
Maximum RMS voltage	$V_{RMS}$	35	70	140	280	420	560	700	V
Maximum DC blocking voltage	$V_{DC}$	50	100	200	400	600	800	1000	V
Maximum average forward Output current @ $T_A=25^\circ C$	$I_{F(AV)}$	4.0							A
Peak forward surge current 8.3ms single half-sine-wave superimposed on rated load	$I_{FSM}$	150.0							A
Maximum instantaneous forward voltage at 2.0 A	$V_F$	1.0							V
Maximum reverse current @ $T_A=25^\circ C$ at rated DC blocking voltage @ $T_A=100^\circ C$	$I_R$	5.0 1.0							$\mu A$ mA
Operating junction temperature range	$T_J$	- 55 ---- + 150							$^\circ C$
Storage temperature range	$T_{STG}$	- 55 ---- + 150							$^\circ C$

www.galaxycn.com

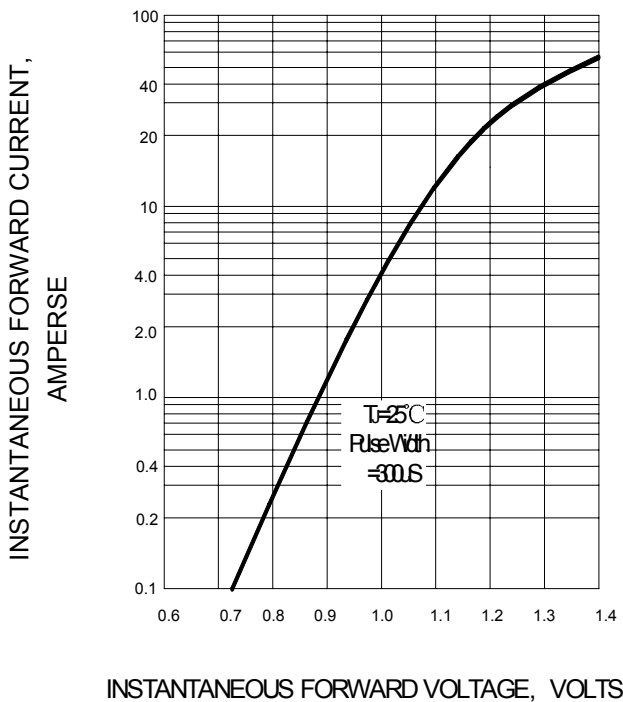
**FIG.1 – TYPICAL FORWARD CURRENT DERATING CURVE**



**FIG.2 – MAXIMUM FORWARD SURGE CURRENT**



**FIG.3 – TYPICAL FORWARD CHARACTERISTIC**



**FIG.4 – TYPICAL REVERSE CHARACTERISTIC**

