
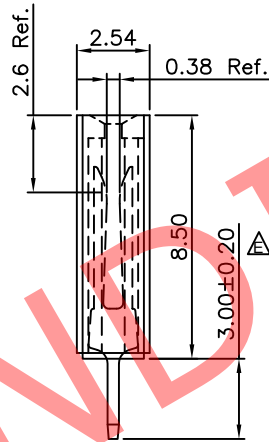
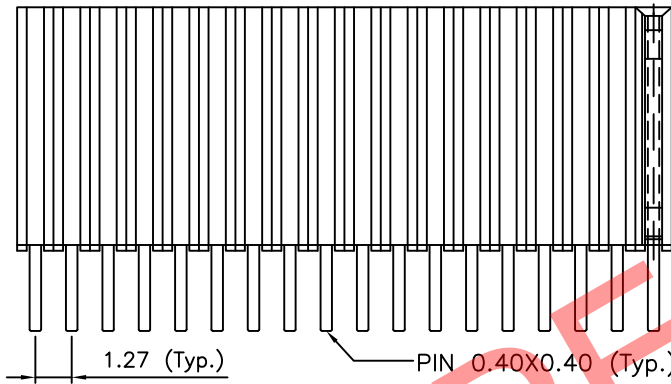


RECOMMENDED PCB LAYOUT



CONTACTS	DIMENSIONS	
	A	B
2	1.27	2.54
3	2.54	3.81
4	3.81	5.08
5	5.08	6.35
6	6.35	7.62
7	7.62	8.89
8	8.89	10.16
9	10.16	11.43
10	11.43	12.70
11	12.70	13.97
12	13.97	15.24
13	15.24	16.51
14	16.51	17.78
15	17.78	19.05
16	19.05	20.32
17	20.32	21.59
18	21.59	22.86
19	22.86	24.13
20	24.13	25.40
21	25.40	26.67
22	26.67	27.94
23	27.94	29.21
24	29.21	30.48
25	30.48	31.75
26	31.75	33.02
27	33.02	34.29
28	34.29	35.56
29	35.56	36.83
30	36.83	38.10
31	38.10	39.37
32	39.37	40.64
33	40.64	41.91
34	41.91	43.18
35	43.18	44.45

Ordering Grid: **BD070-XX-X-0300-L-X** REQUEST SAMPLES AND QUOTATION

No. of Contacts: 02 to 35

Contact Plating:  
**A = Gold Flash All Over (Standard)**  
**B = Selective Gold Flash Contact Area/ Tin On Tail**  
**C = Tin All Over**  
**G = 10µ" Gold Contact Area/Tin On Tail**  
**I = 30µ" Gold Contact Area/Tin On Tail**

Tail Length (1/100mm):  
 0300 = 3.00mm

Packing Options:  
**D = Tube (Standard)**  
 E = Tube with Cap  
 F = Tube with Film  
 G = Plastic Box  
 Insulator Material:  
 L = LCP

SPECIFICATIONS 规格:

CURRENT RATING 电流额定值: 1.0 AMP  
 INSULATION RESISTANCE 绝缘电阻值: 1000MΩ Min.  
 DIELECTRIC WITHSTANDING 耐电压: 300V AC  
 CONTACT RESISTANCE 接触电阻值: 20mΩ Max.  
 OPERATING TEMPERATURE 工作温度: -40°C TO +105°C  
 CONTACT MATERIAL 端子物料: COPPER ALLOY  
 INSULATOR MATERIAL 绝缘体物料: POLYESTER 聚酯, LCP, UL 94 V-0  
 SOLDERING PROCESS 可焊性: LCP  
 IR REFLOW 回流焊: 260°C for 10 sec.  
 WAVE 波峰焊: 250°C for 5-10 sec  
 MANUAL SOLDER 人工焊接: 350°C for 3-5 sec

MATES WITH 配套之母座 (SUBJECT TO PIN LENGTH 在端子长度适合的条件下):  
 BD020 (RECOMMENDED MATING POST HEIGHT 5.00mm 推荐配合高度 5.00)

By	LYH	PN	CB	AE	AJO	AJO	AJO
DETAIL	DRAWING RELEASE	STANDARD INSULATOR MATERIAL CHANGED	PACKING OPTIONS CHANGED	SOLDER TEMP & MATES WITH INFO. UPDATED	SELECTABLE LENGTH REMOVED	B2B PCN002 1.27mm SOCKET NET REMOVAL	BD070 X PCN
REV	A	B	C	D	E	F	X
DATE	28/12/07	27/04/09	20/05/09	27/07/09	25/06/12	13/12/12	15/05/14



Tolerances (Except as noted)		Part Number:-	Date:-
Dimensions in mm		BD070	28 DEC 07
X: ±0.30	X*: ±5°	Description:- 1.27mm PITCH SOCKET, SINGLE ROW, THROUGH HOLE, VERTICAL, TUNING FORK CONTACTS	
X.X ±0.20	X*: ±2°		
X.XX ±0.15	XX*: ±1°		
X.XXX ±0.10	XXX*: ±0.5°		
Third Angle Projection		THIS DRAWING IS CONFIDENTIAL AND MUST NOT BE COPIED OR DISCLOSED WITHOUT WRITTEN CONSENT	

**GCT**

www.globalconnectortech.com

Scale	Revision	Material	Drawn by	Sheet No.
NTS	X	See Note	LYH	E & OE 1/1