



**Micro Commercial Components**™  
 Micro Commercial Components  
 20736 Marilla Street Chatsworth  
 CA 91311  
 Phone: (818) 701-4933  
 Fax: (818) 701-4939

**BAS70T  
 BAS70-04T  
 BAS70-05T  
 BAS70-06T**

## Features

- Ultra-Small Surface Mount Package
- Low turn on Voltage
- Fast Switching
- PN Junction Guard Ring for Transient and ESD Protection

MCC Part Number	Device Marking	Type	Pin Configuration
BAS70T	7C	Single	Figure 1
BAS70-04T	7D	Dual	Figure 2
BAS70-05T	7E	Dual	Figure 3
BAS70-06T	7F	Dual	Figure 4

## Maximum Ratings

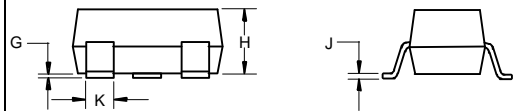
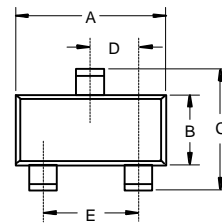
DC Blocking Voltage	$V_R$	70V
Forward Continuous Current	$I_F$	70mA
Non-Repetitive Peak Forward Current $t < 1s$	$I_{FSM}$	100mA
Total Power Dissipation @ $T_A = 25^\circ C$	$P_D$	150mW
Storage Temperature Range	$T_{stg}$	$-55^\circ C$ to $150^\circ C$
Junction Temperature	$T_j$	$-55^\circ C$ to $150^\circ C$

## Electrical Characteristics @ 25°C Unless Otherwise Specified

Ratings	Symbol	Max.	Notes
Forward Voltage	$V_F$	410mV 1000mV	$I_F = 1mA$ $I_F = 15mA$
Reverse Current	$I_R$	100nA	$V_R = 50V$
Reverse Breakdown Voltage	$V_{(BR)}$	>70V	$I_R = 10\mu A$
Total Capacitance	$C_T$	2pF	Measured at 1.0MHz, $V_R = 0V$
Reverse Recovery Time	$t_{rr}$	5nS	$I_F = I_R = 10mA$ ; $I_{rr} = 0.1 * I_R$ $R_L = 100 \Omega$

**150mWatt, 70Volt  
 Schottky Barrier Diode**

**SOT-523**



DIM	DIMENSIONS				NOTE
	INCHES		MM		
	MIN	MAX	MIN	MAX	
A	.059	.067	1.50	1.70	
B	.030	.033	0.75	0.85	
C	.057	.069	1.45	1.75	
D	.020 Nominal		0.50 Nominal		
E	.035	.043	0.90	1.10	
G	.000	.004	.000	.100	
H	.028	.031	.70	0.80	
J	.004	.008	.100	.200	
K	.010	.014	.25	.35	

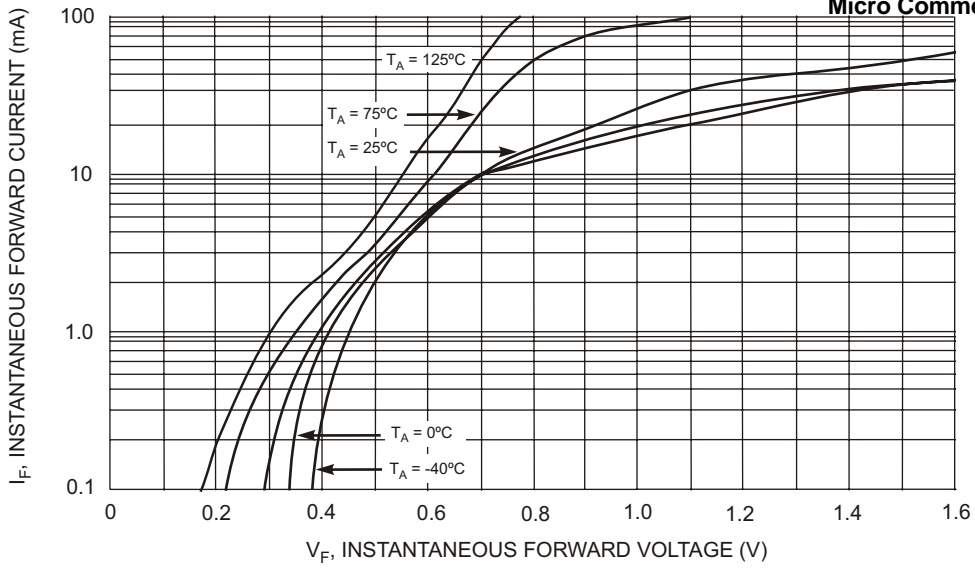


Fig. 1 Typical Forward Characteristics

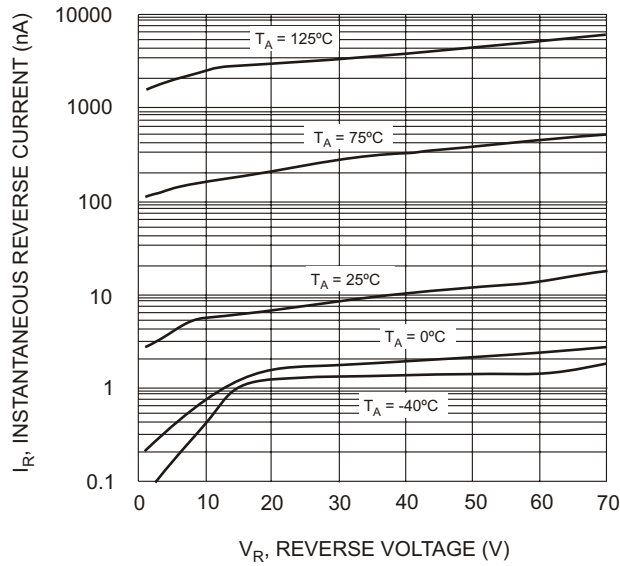


Fig. 2 Typical Reverse Characteristics

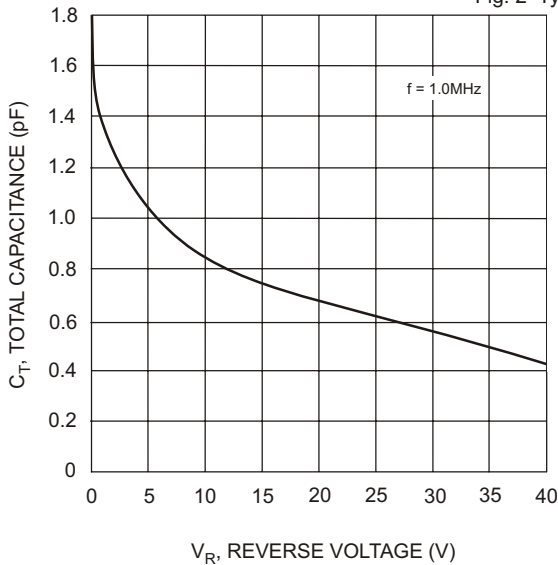


Fig. 3 Typical Capacitance

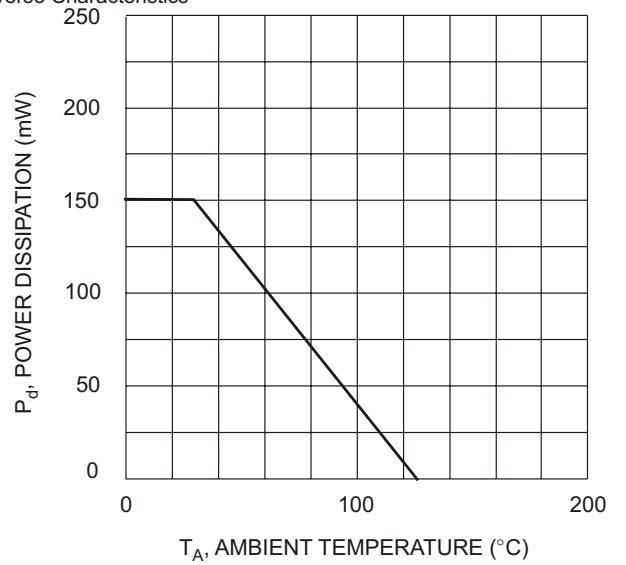


Fig. 4 Power Derating Curve, Total Package

Pin Configuration - Top View

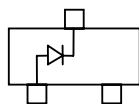


Figure 1

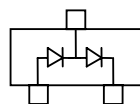


Figure 2

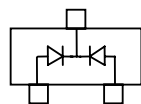


Figure 3

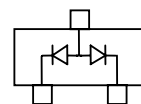


Figure 4