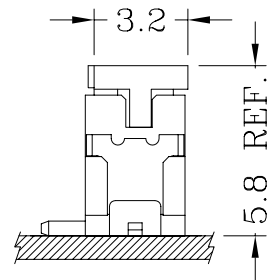


Assembly Layout




Specifications:

Poles	2~15 Poles
Pitch between poles	1.25mm
Rated Voltage	150V AC,DC
Rated Current	1A (AWG #26)
Withstand Voltage	500V AC/minute
Contact Resistance	30mΩ (MAX.)
Insulation Resistance	500MΩ (MIN.)
Temperature Range	-35~+85°C
Applicable P.C.B. Thickness	0.8mm
Applicable Wire Range	AWG #26~#30

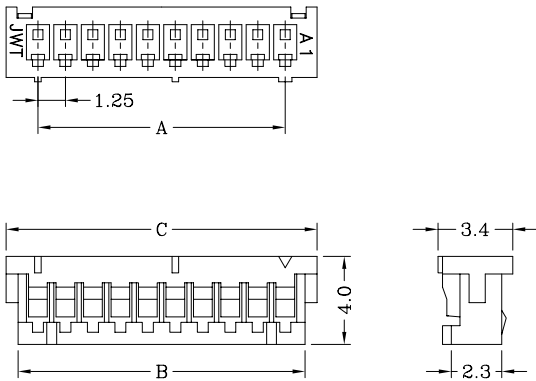
 UL:Recognized No. E144544

A1252 Series 1.25mm pitch crimp terminal socket



Features:

- * Available in 2 through 15 circuits
- * Material: PBT UL 94V-0 (Beige)
- * Suitable for JWT A1252 series terminal



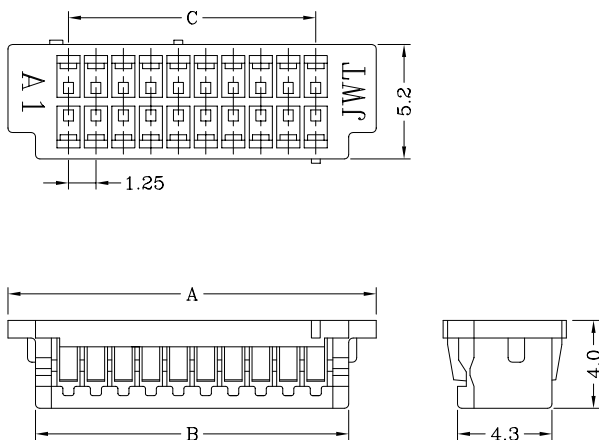
Dimensional & Ordering Information:

Circuits	Part No	Dimensions			Pcs/Bag
		A	B	C	
2	A1252H00-2P	1.25	3.05	4.15	1000
3	A1252H00-3P	2.50	4.30	5.40	1000
4	A1252H00-4P	3.75	5.55	6.65	1000
5	A1252H00-5P	5.00	6.80	7.90	1000
6	A1252H00-6P	6.25	8.05	9.15	1000
7	A1252H00-7P	7.50	9.30	10.40	1000
8	A1252H00-8P	8.75	10.55	11.65	1000
9	A1252H00-9P	10.00	11.80	12.90	1000
10	A1252H00-10P	11.25	13.05	14.15	1000
11	A1252H00-11P	12.50	14.30	15.40	1000
12	A1252H00-12P	13.75	15.55	16.65	1000
13	A1252H00-13P	15.00	16.80	17.90	1000
14	A1252H00-14P	16.25	18.05	19.15	1000
15	A1252H00-15P	17.50	19.30	20.40	1000

A1252 Series 1.25mm pitch crimp terminal socket

Features:


- * Available in 4 through 40 circuits
- * Material: Nylon 66 UL 94V-0 (Beige)
- * Suitable for JWT A1252 series terminal



Dimensional & Ordering Information:

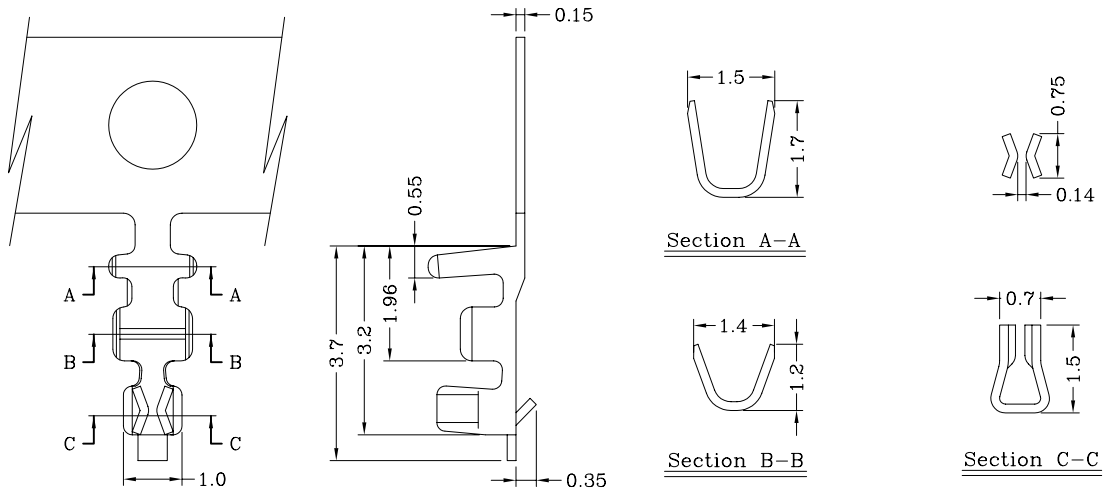
Circuits	Part No	Dimensions			Pcs/Bag
		A	B	C	
4	A1252H00-2x2P	6.75	4.25	1.25	1000
6	A1252H00-2x3P	8.00	5.50	2.50	1000
8	A1252H00-2x4P	9.75	6.75	3.75	1000
10	A1252H00-2x5P	10.50	8.00	5.00	1000
12	A1252H00-2x6P	11.75	9.25	6.25	1000
14	A1252H00-2x7P	13.00	10.50	7.50	1000
16	A1252H00-2x8P	14.25	11.75	8.75	1000
18	A1252H00-2x9P	15.50	13.00	10.00	1000
20	A1252H00-2x10P	16.75	14.25	11.25	1000
22	A1252H00-2x11P	18.00	15.50	12.50	1000
24	A1252H00-2x12P	19.25	16.75	13.75	1000
26	A1252H00-2x13P	20.50	18.00	15.00	1000
28	A1252H00-2x14P	21.75	19.25	16.25	1000
30	A1252H00-2x15P	23.00	20.50	17.50	1000
32	A1252H00-2x16P	24.25	21.75	18.75	1000
34	A1252H00-2x17P	25.50	23.00	20.00	1000
36	A1252H00-2x18P	26.75	24.25	21.25	1000
38	A1252H00-2x19P	28.00	25.50	22.50	1000
40	A1252H00-2x20P	29.25	26.75	23.75	1000

A1252 Series 1.25mm pitch crimp terminal



Features:

- * Dual contact point
- * Used in JWT A1252 series socket



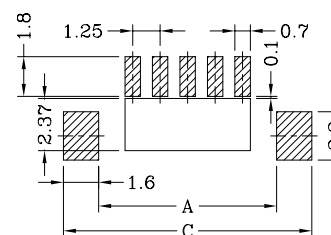
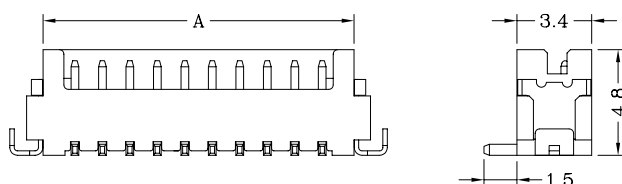
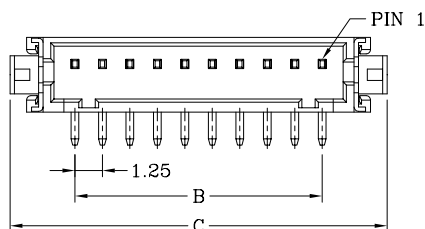
Specification & Ordering Information:

Part No	Wire Range	Insulation O.D.	Material	Finish	Qty/reel
A1252TOP-2	AWG #26~#30	1.0mm(max)	Phosphor bronze	Tin-plated	20,000 pcs
A1252TOP-00	AWG #26~#30	1.0mm(max)	Phosphor bronze	Gold Flash	20,000 pcs

A1252 Series 1.25mm pitch wafer (V-SMT Type)

Features:

- * Available in 2 through 15 circuits
- * Material: Nylon 6T UL 94V-0 (Milky Yellow)
- Contact Post: Phosphor Bronze Tin Plated
- Solder Tab: 0.20mm^t Brass, Tin Plated
- * Mates with JWT A1252 series socket




P.C.B LAYOUT

Dimensional & Ordering Information:

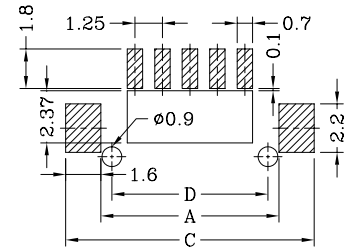
Circuits	Part No.	Dimensions			Pcs/RL
		A	B	C	
2	A1252WV0-2PS	4.15	1.25	7.15	1000
3	A1252WV0-3PS	5.40	2.50	8.40	1000
4	A1252WV0-4PS	6.65	3.75	9.65	1000
5	A1252WV0-5PS	7.90	5.00	10.90	1000
6	A1252WV0-6PS	9.15	6.25	12.15	1000
7	A1252WV0-7PS	10.40	7.50	13.40	1000
8	A1252WV0-8PS	11.65	8.75	14.65	1000
9	A1252WV0-9PS	12.90	10.00	15.90	1000
10	A1252WV0-10PS	14.15	11.25	17.15	1000
11	A1252WV0-11PS	15.40	12.50	18.40	1000
12	A1252WV0-12PS	16.65	13.75	19.65	1000
13	A1252WV0-13PS	17.90	15.00	20.90	1000
14	A1252WV0-14PS	19.15	16.25	22.15	1000
15	A1252WV0-15PS	20.40	17.50	23.40	1000

A1252 Series 1.25mm pitch wafer (V-SMT Type)

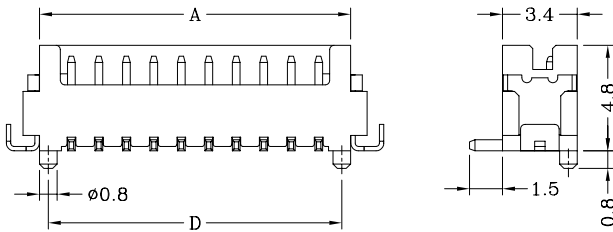
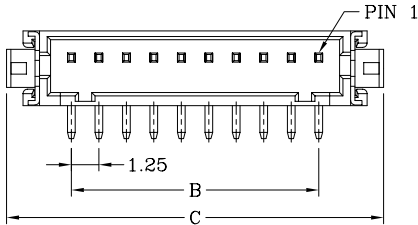


Features:

- * Available in 2 through 15 circuits
- * Material: Nylon 6T UL 94V-0 (Milky Yellow)
Contact Post: Phosphor Bronze Tin Plated
Solder Tab: 0.20mm^t Brass, Tin Plated
- * Mates with JWT A1252 series socket



P.C.B LAYOUT



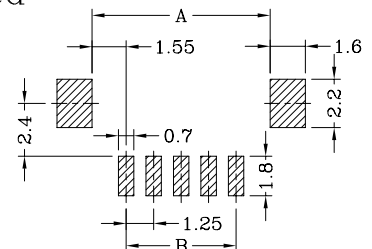
Dimensional & Ordering Information:

Circuits	Part No.	Dimensions				Qty/Bag
		A	B	C	D	
2	A1252WV0-2PSBS	4.15	1.25	7.15	3.35	1000 Pcs
3	A1252WV0-3PSBS	5.40	2.50	8.40	4.60	1000 Pcs
4	A1252WV0-4PSBS	6.65	3.75	9.65	5.85	1000 Pcs
5	A1252WV0-5PSBS	7.90	5.00	10.90	7.10	1000 Pcs
6	A1252WV0-6PSBS	9.15	6.25	12.15	8.35	1000 Pcs
7	A1252WV0-7PSBS	10.40	7.50	13.40	9.60	1000 Pcs
8	A1252WV0-8PSBS	11.65	8.75	14.65	10.85	1000 Pcs
9	A1252WV0-9PSBS	12.90	10.00	15.90	12.10	1000 Pcs
10	A1252WV0-10PSBS	14.15	11.25	17.15	13.35	1000 Pcs
11	A1252WV0-11PSBS	15.40	12.50	18.40	14.60	1000 Pcs
12	A1252WV0-12PSBS	16.65	13.75	19.65	15.85	1000 Pcs
13	A1252WV0-13PSBS	17.90	15.00	20.90	17.10	1000 Pcs
14	A1252WV0-14PSBS	19.15	16.25	22.15	18.35	1000 Pcs
15	A1252WV0-15PSBS	20.40	17.50	23.40	19.60	1000 Pcs

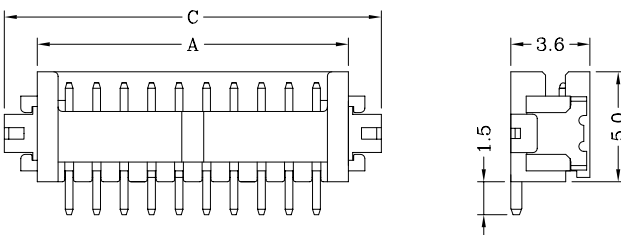
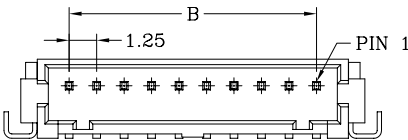
A1252 Series 1.25mm pitch wafer (R-SMT Type)

Features:

- * Available in 2 through 15 circuits
- * Material: Nylon 6T UL 94V-0 (Milky Yellow)
Contact Post: Phosphor Bronze Tin Plated
Solder Tab: 0.20mm^t Brass, Tin Plated
- * Mates with JWT A1252 series socket




P.C.B LAYOUT



Dimensional & Ordering Information:

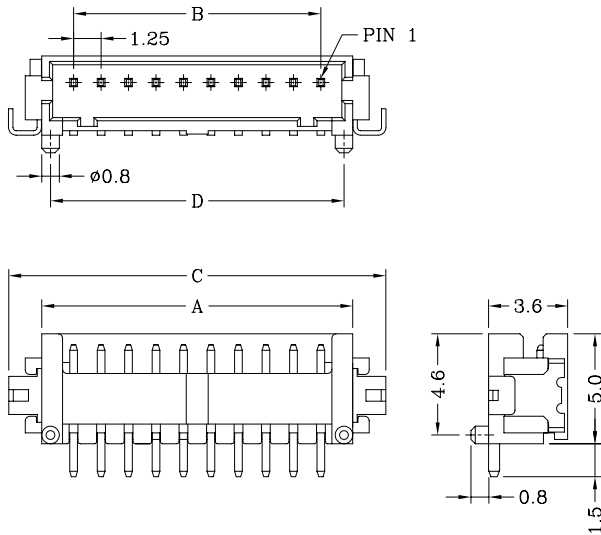
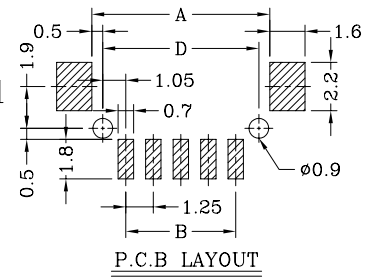
Circuits	Part No.	Dimensions			Pcs/RL
		A	B	C	
2	A1252WR0-2PS	4.15	1.25	7.15	1000 Pcs
3	A1252WR0-3PS	5.40	2.50	8.40	1000 Pcs
4	A1252WR0-4PS	6.65	3.75	9.65	1000 Pcs
5	A1252WR0-5PS	7.90	5.00	10.90	1000 Pcs
6	A1252WR0-6PS	9.15	6.25	12.15	1000 Pcs
7	A1252WR0-7PS	10.40	7.50	13.40	1000 Pcs
8	A1252WR0-8PS	11.65	8.75	14.65	1000 Pcs
9	A1252WR0-9PS	12.90	10.00	15.90	1000 Pcs
10	A1252WR0-10PS	14.15	11.25	17.15	1000 Pcs
11	A1252WR0-11PS	15.40	12.50	18.40	1000 Pcs
12	A1252WR0-12PS	16.65	13.75	19.65	1000 Pcs
13	A1252WR0-13PS	17.90	15.00	20.90	1000 Pcs
14	A1252WR0-14PS	19.15	16.25	22.15	1000 Pcs
15	A1252WR0-15PS	20.40	17.50	23.40	1000 Pcs

A1252 Series 1.25mm pitch wafer (R-SMT Type)



Features:

- * Available in 2 through 15 circuits
- * Material: Nylon 6T UL 94V-0 (Milky Yellow)
Contact Post: Phosphor Bronze Tin Plated
Solder Tab: 0.20mm^t Brass, Tin Plated
- * Mates with JWT A1252 series socket



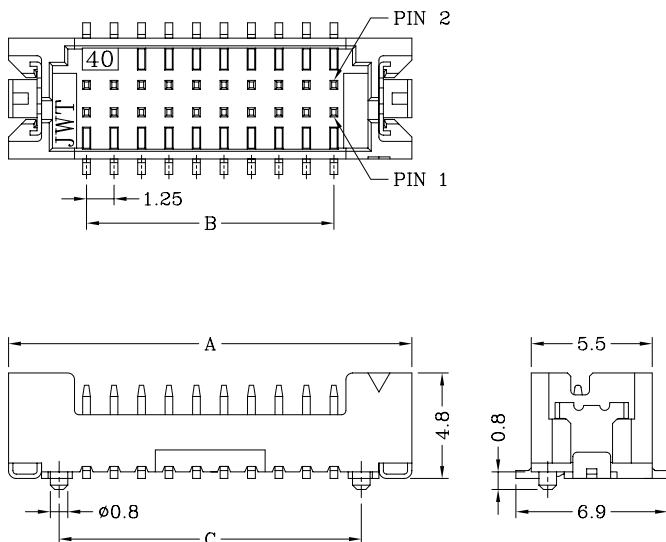
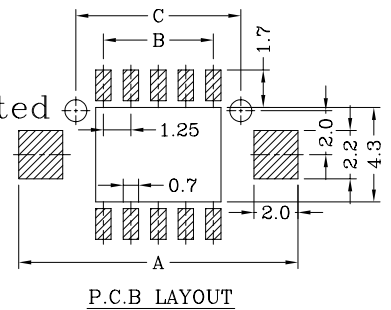
Dimensional & Ordering Information:

Circuits	Part No.	Dimensions				Pcs/RL
		A	B	C	D	
2	A1252WR0-2PSBS	4.15	1.25	7.15	3.35	1000
3	A1252WR0-3PSBS	5.40	2.50	8.40	4.60	1000
4	A1252WR0-4PSBS	6.65	3.75	9.65	5.85	1000
5	A1252WR0-5PSBS	7.90	5.00	10.90	7.10	1000
6	A1252WR0-6PSBS	9.15	6.25	12.15	8.35	1000
7	A1252WR0-7PSBS	10.40	7.50	13.40	9.60	1000
8	A1252WR0-8PSBS	11.65	8.75	14.65	10.85	1000
9	A1252WR0-9PSBS	12.90	10.00	15.90	12.10	1000
10	A1252WR0-10PSBS	14.15	11.25	17.15	13.35	1000
11	A1252WR0-11PSBS	15.40	12.50	18.40	14.60	1000
12	A1252WR0-12PSBS	16.65	13.75	19.65	15.85	1000
13	A1252WR0-13PSBS	17.90	15.00	20.90	17.10	1000
14	A1252WR0-14PSBS	19.15	16.25	22.15	18.35	1000
15	A1252WR0-15PSBS	20.40	17.50	23.40	19.60	1000

A1252 Series 1.25mm pitch wafer (V-SMT Type)

Features:

- * Available in 4 through 40 circuits
- * Material: Nylon 6T UL 94V-0 (Milky Yellow)
Contact Post: Phosphor Bronze Gold Plated
Solder Tab: 0.20mm^t Brass, Tin Plated
- * Mates with JWT A1252 series socket



Dimensional & Ordering Information:

Circuits	Part No.	Dimensions			Pcs/RL
		A	B	C	
4	A1252WV0-2x2PSBS	8.35	1.25	3.75	1000
6	A1252WV0-2x3PSBS	9.60	2.50	5.00	1000
8	A1252WV0-2x4PSBS	10.85	3.75	6.25	1000
10	A1252WV0-2x5PSBS	12.10	5.00	7.50	1000
12	A1252WV0-2x6PSBS	13.35	6.25	8.75	1000
14	A1252WV0-2x7PSBS	14.60	7.50	10.00	1000
16	A1252WV0-2x8PSBS	15.85	8.75	11.25	1000
18	A1252WV0-2x9PSBS	17.10	10.00	12.50	1000
20	A1252WV0-2x10PSBS	18.35	11.25	13.75	1000
22	A1252WV0-2x11PSBS	19.60	12.50	15.00	1000
24	A1252WV0-2x12PSBS	20.85	13.75	16.25	1000
26	A1252WV0-2x13PSBS	22.10	15.00	17.50	1000
28	A1252WV0-2x14PSBS	23.35	16.25	18.75	1000
30	A1252WV0-2x15PSBS	24.60	17.50	20.00	1000
32	A1252WV0-2x16PSBS	25.85	18.75	21.25	1000
34	A1252WV0-2x17PSBS	27.10	20.00	22.50	1000
36	A1252WV0-2x18PSBS	28.35	21.25	23.75	1000
38	A1252WV0-2x19PSBS	29.60	22.50	25.00	1000
40	A1252WV0-2x20PSBS	30.85	23.75	26.25	1000