

Protection of Voltage Sensitive Components.

FEATURES

- Low profile package.
- Transient protection for data line to

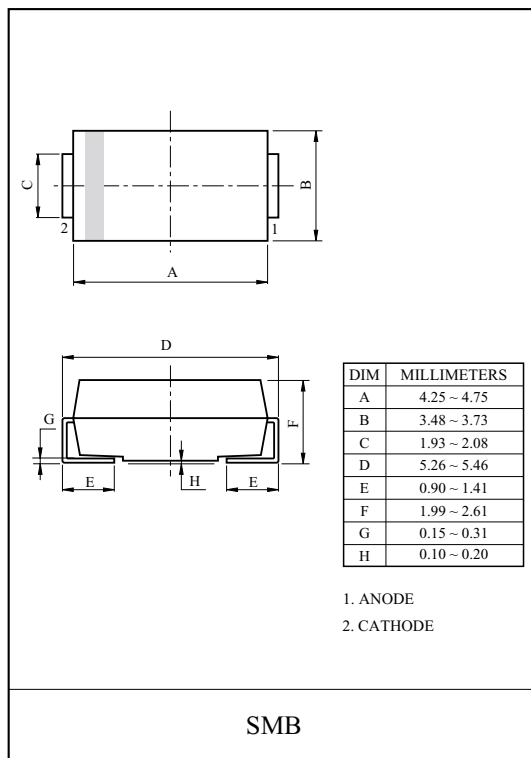
APPLICATIONS

- Devices for Unidirectional Applications.
- Automotive Controller.
- Notebooks, Desktops, & Servers.

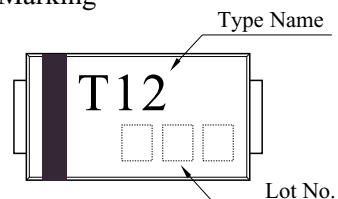
MAXIMUM RATING (Ta=25 °C)

CHARACTERISTIC	SYMBOL	RATING	UNIT
Peak Pulse Power (tp=10/1000 μs)	P _{PK}	600	W
Peak Pulse Current (tp=10/1000 μs)	I _{PP}	30.2	A
Operating Temperature	T _j	-55 150	
Storage Temperature	T _{stg}	-55 150	

- * Notes) : (1) Derated above Ta=25 °C per power derating curve.
 (2) Mounted on 0.2 × 0.2 (5.0 × 5.0mm) copper pads to each terminal.
 (3) Mounted on minimum recommended pad lay out



Marking

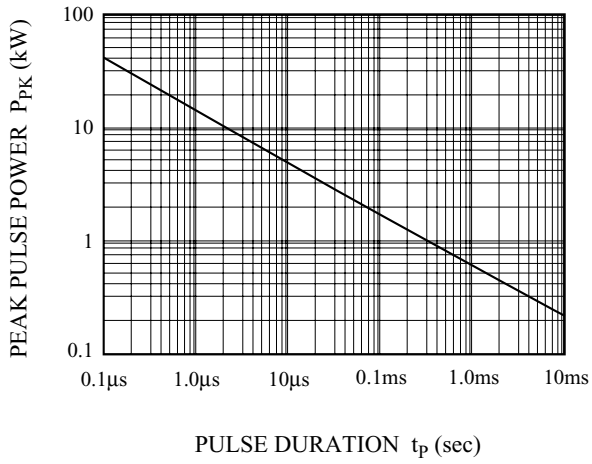


ELECTRICAL CHARACTERISTICS (Ta=25 °C)

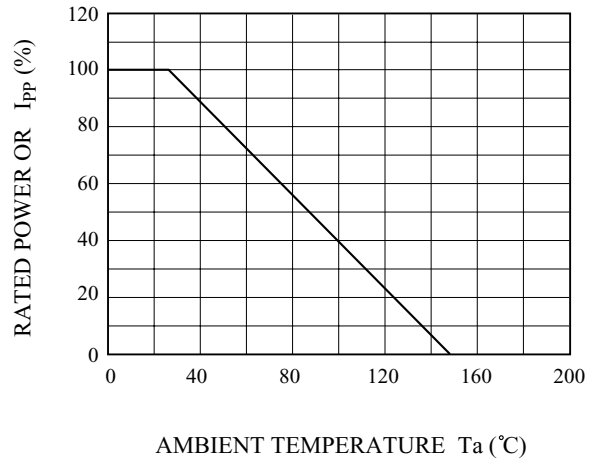
CHARACTERISTIC	SYMBOL	TEST CONDITION	MIN.	TYP.	MAX.	UNIT
Reverse Stand-Off Voltage	V _{RWM}	-	-	-	12	V
Reverse Breakdown Voltage	V _{BR}	I _r =1.0mA	13.3	-	14.7	V
Reverse Leakage Current	I _R	V _{RWM} =12V	-	-	5.0	μA
Clamping Voltage	V _C	I _{PP} =30.2A, tp=10/1000 μs	-	-	19.9	V

PG12NSSMB

NON-REPETITIVE PEAK PULSE
POWER vs. PULSE TIME



POWER DERATION CURVE



PULSE WAVEFORM

