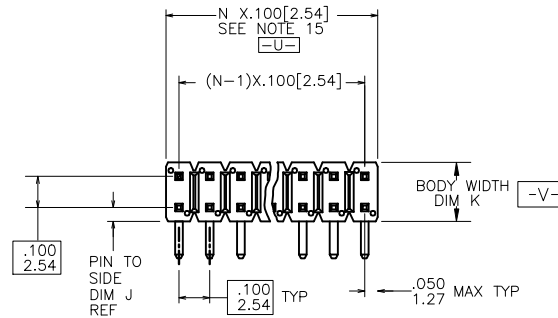
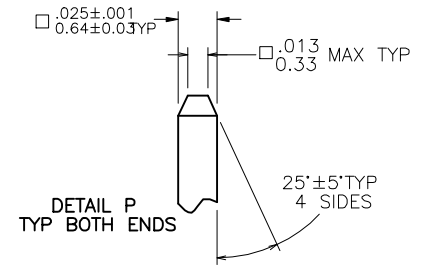


PRODUCT NUMBER
XXXXX-YYYHTLF

- LEAD FREE OPTION
SEE NOTE 1,8
- TUBE PACKAGING OPTION
SEE NOTE 1
- HIGH TEMPERATURE PLASTIC
SEE NOTE 1
- NO OF POSITIONS
SEE NOTE 1
- PIN PLATING
SEE SHEET 2
- BASE PART NO.

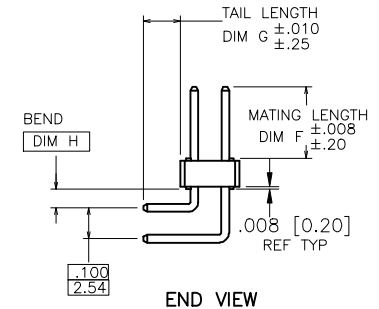
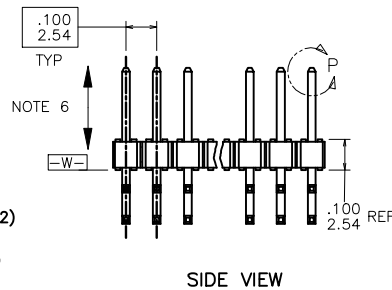


$\varnothing .020 / .51$ U V W
NOTE 4



68020-X XX-XXX XXX LF

- TAIL LENGTH (EXAMPLE BELOW)
3.0mm=030 12.8mm=128 (SEE NOTE 11 & 12)
- MATTING LENGTH (EXAMPLE BELOW)
5.0mm=050 25.5mm=255 (SEE NOTE 11 & 12)
- TOTAL NUMBER OF POSITION
FROM 2(2X1) THRU 72 (2X36) POSITIONS
- PIN PLATING (SEE NOTE 9)
1=0.76µm Au
4= PURE TIN
8=0.36µm Au
- BASE PART NO.



mat'l. code NOTES 2 & 3		surface ISO 1302	tolerance ISO 406 ISO 1101	projection INCH/MM	product family BERGSTIK
ltr	ech no	dr	date	tolerances unless otherwise specified	file
BB	M06-0268	MHT	7/17/06	linear	BERGSTIK® II HEADER
BC	M06-0346	MHT	9/04/06	0°±2'	.100/2.54cc DR R/A
BD	M07-0165	AGS	3/22/07	XXX±.002/XXX±0.051	scale 1:1
BE	M08-0169	MHT	3/05/07	dr	D.WHITING 03/08/93
BF	M08-0267	MHT	9/25/08	engr	T.HANNA 03/08/93
BG	M08-0331	MHT	12/01/08	chr	T.BREWNAKER 03/08/93
BH	M09-0105	MHT	7/10/09	appd	T.HANNA 03/08/93
sheet	revision	BH	BH	BH	BH
index	sheet	1	2	3	4



PIN PLATING CODES:	
XXXXX-1YY	30u"/0.76u MIN (SEE NOTE 9) OVER 50u"/1.27u MIN Ni
XXXXX-2YY	15u"/0.38u MIN (SEE NOTE 9) OVER 50u"/1.27u MIN Ni
XXXXX-3YY	50u"/1.27u MIN Au OVER 50u"/1.27u MIN Ni
XXXXX-4YY	100u"/2.54u MIN Sn OVER 50u"/1.27u MIN Ni (SEE NOTE 10)
XXXXX-4YYHLF	
XXXXX-5YY	15u"/0.38u MIN (SEE NOTE 9) OVER 50u"/1.27u MIN Ni
XXXXX-6YY	30u"/0.76u MIN (SEE NOTE 9) OVER 50u"/1.27u MIN Ni
XXXXX-7YY	30u"/0.76u MIN Au OVER 50u"/1.27u MIN Ni
XXXXX-8YY	15u"/0.38u MIN Au OVER 50u"/1.27u MIN Ni
XXXXX-9YY	15u"/0.38u MIN GXT OVER 50u"/1.27u MIN Ni
XXXXX-0YY	30u"/0.76u MIN GXT OVER 50u"/1.27u MIN Ni

NOTES

1. PART NUMBER OPTIONS:

PIN PLATING CODES (SEE ABOVE)

HIGH TEMP. MATERIAL:

PART NUMBERS WITH AND WITHOUT "H" WILL BE SUPPLIED WITH HIGH TEMPERATURE PLASTIC

NUMBER OF POSITION:

EVEN NUMBER OF POSITIONS FROM 2 (2X1) THRU 72 (2X36).

PACKAGING:

PACKAGED IN POLY BAGS.

EIGHT DIGIT PART NUMBERS FOLLOWED BY A "T" ARE PACKAGED IN TUBES. SEE SPECIFIC PART NUMBERS FOR AVAILABILITY.

LEAD FREE:

ADD "HLF" SUFFIX AT THE END OF PART NUMBER FOR LEAD FREE OPTION, NOT AVAILABLE FOR -5YY,-5YYH,-6YY & -6YYH.

2. BODY MATERIAL:

MANUFACTURER'S OPTION OF NYLON, PCT GLASS FIBER REINFORCED, OR MINERAL FILLED LCP FLAME RETARDENT PER UL-94V-0. COLOR: BLACK.

PART NUMBERS WITH AND WITHOUT "H" SUFFIX WILL WITHSTAND EXPOSURE TO 260°C PEAK TEMPERATURE FOR 20 SECONDS IN WAVE SOLDER, INFRA-RED OR VAPOR PHASE SOLDER PROCESS.

3. PIN MATERIAL: PHOS-BRONZE.

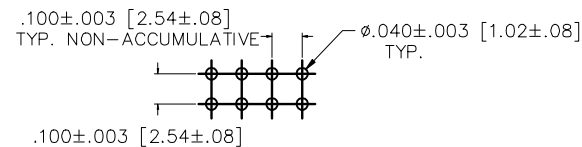
4. MEASURED WITH PART IN RESTRAINED CONDITION.

5. TWO SIDES OF PIN TIPS NOT PLATED. TYPICAL BOTH ENDS.

6. 2LBS/0.9KG MIN PIN RETENTION IN EITHER DIRECTION.

7. MILITARY BERGSTIK HEADER
P/N XXXXX-XY-MIL
NOT AVAILABLE.

- 8. THESE PRODUCTS MEETS EUROPEAN UNION DIRECTIVES AND OTHER COUNTRY REGULATION AS DESCRIBED IN GS-22-008.
- 9. PLATING OPTIONS:
MAY BE EITHER GOLD OR GXT PLATED AT MANUFACTURER'S OPTION.
- 10. THIS PRODUCT HAS 100% TIN PLATING IN THE INTERFACE AND HAS NOT BEEN TESTED FOR WHISKER GROWTH IN ALL INTERCONNECT ENVIRONMENTS."
- 11. THE OAL DON'T EXCEED 31mm
OAL= MATTING DIM + TAIL DIM +4.0mm<=31mm "WHERE THE SUM OF TAIL LEGTH DON'T EXCEED 27mm" TAIL
TAIL LENGTH MIN 2.00mm TAIL LENGTH MAX 10.4mm
MATTING LENGTH MIN 1.5mm MATTING LENGTH MAX 25.4mm
- 12. INCREMENTS BY 0.1mm IN LENGTH ONLY
- 13. FOR ESPECIAL PACKAGING REQUEST PLEASE CONTACT PRODUCT MANAGER FOR AVAILABILITY
- 14. BEND DIMENSION AT 1.5mm ONLY
- 15. TO DETERMINE DIMENSIONS:
N=NUMBER OF POSITION PER ROW
EXAMPLE: 10 POS. N X .100/2.54



RECOMMENDED HOLE PATTERN

mat'l. code NOTES 2 & 3		surface ISO 1302	tolerance ISO 406 ISO 1101	projection	product family BERGSTIK
lir	ecn no	dr	date	tolerances unless otherwise specified	file
BH				linear 0±.2	BERGSTIK® II HEADER .100/2.54cc DR R/A
				angular 0±.2	scale 1:1
				dr	D.WHITING 03/08/93
				eng	T.HANNA 03/08/93
				chr	T.BREWNAKER 03/08/93
				appd	T.HANNA 03/08/93
sheet	revision				dwg no 68020 sheet 2 of 5 size A3
index	sheet				type Product Customer Drawing

PRODUCT NUMBER	MATING LENGTH		TAIL LENGTH		BEND DIM.		PIN TO SIDE		BODY WIDTH		PACKAGING	LF OPTION NOTE 1,8
	DIM F	DIM F	DIM G	DIM G	DIM H	DIM H	DIM J	DIM J	DIM K	DIM K		
	ENGLISH	METRIC	ENGLISH	METRIC	ENGLISH	METRIC	ENGLISH	METRIC	ENGLISH	METRIC		
68020-XXY	0.230	5.84	0.095	2.41	0.060	1.52	0.045	1.14	0.190	4.83	POLY BAGS	
68021-XXY	0.230	5.84	0.120	3.05	0.060	1.52	0.045	1.14	0.190	4.83	POLY BAGS	
68022-XXY	0.318	8.08	0.110	2.79	0.060	1.52	0.070	1.78	0.240	6.10	POLY BAGS	
68025-XXY	0.230	5.84	0.195	4.95	0.060	1.52	0.045	1.14	0.190	4.83	POLY BAGS	
68405-XXY	0.230	5.84	0.095	2.41	0.060	1.52	0.070	1.78	0.240	6.10	POLY BAGS	
68452-XXY	0.380	9.65	0.110	2.79	0.060	1.52	0.070	1.78	0.240	6.10	POLY BAGS	
68459-XXY	0.318	8.08	0.150	3.81	0.060	1.52	0.070	1.78	0.240	6.10	POLY BAGS/TUBES	
68462-XXY	0.400	10.16	0.120	3.05	0.060	1.52	0.045	1.14	0.190	4.83	POLY BAGS	
68463-XXY	0.230	5.84	0.110	2.79	0.060	1.52	0.070	1.78	0.240	6.10	POLY BAGS	
68480-XXY	0.318	8.08	0.110	2.79	0.060	1.52	0.045	1.14	0.190	4.83	POLY BAGS	
68492-XXY	0.230	5.84	0.150	3.81	0.060	1.52	0.070	1.78	0.240	6.10	POLY BAGS	
68493-XXY				U N A V A I L A B L E								
68695-XXY	0.230	5.84	0.090	2.29	0.060	1.52	0.045	1.14	0.190	4.83	POLY BAGS	
68696-XXY	0.318	8.08	0.125	3.18	0.060	1.52	0.045	1.14	0.190	4.83	POLY BAGS	
68697-XXY	0.230	5.84	0.125	3.18	0.060	1.52	0.045	1.14	0.190	4.83	POLY BAGS	
68715-XXY	0.138	3.51	0.138	3.51	0.060	1.52	0.045	1.14	0.190	4.83	POLY BAGS	
68728-XXY				U N A V A I L A B L E								
68740-XXY	0.345	8.76	0.110	2.79	0.060	1.52	0.070	1.78	0.240	6.10	POLY BAGS	
68759-XXY	0.275	6.99	0.120	3.05	0.060	1.52	0.045	1.14	0.190	4.83	POLY BAGS	
68780-XXY	0.230	5.84	0.039	0.99	0.060	1.52	0.045	1.14	0.190	4.83	POLY BAGS	
69147-XXY	0.540	13.72	0.260	6.60	0.060	1.52	0.045	1.14	0.190	4.83	POLY BAGS	
69186-XXY				U N A V A I L A B L E								
72240-XXYH	0.550	13.97	0.120	3.05	0.060	1.52	0.070	1.78	0.240	6.10	POLY BAGS	
72261-XXYH	0.100	2.54	0.100	2.54	0.060	1.52	0.045	1.14	0.190	4.83	POLY BAGS	
72324-XXYH	0.550	13.97	0.260	6.60	0.060	1.52	0.070	1.78	0.240	6.10	POLY BAGS	
72410-XXYH	0.120	3.05	0.350	8.89	0.120	3.05	0.070	1.78	0.240	6.10	POLY BAGS	
74430-XXYH	0.000	0.00	0.233	5.92	0.060	1.52	0.045	1.14	0.190	4.83	POLY BAGS	NOTE 1,8



FCconnect.com

Copyright FCJ

mat'l. code NOTES 2 & 3		surface ISO 1302	tolerance ISO 406 ISO 1101	projection 	product family BERGSTIK
l/r	ec'n no	dr	date	tolerances unless otherwise specified	title BERGSTIK® II HEADER .100/2.54cc DR R/A
BH				angles linear XXX±.01/XXX±.03 XXX±.05/XXX±.13 XXX±.002/XXX±0.051	scale 1:1
		dr	D.WIHTING 03/08/93		dwg no 68020 sheet 3 of 5 size A3
		eng	T.HANNA 03/08/93		type Product Customer Drawing
		chr	T.BREWNAKER 03/08/93		
		appd	T.HANNA 03/08/93		
sheet	revision				
index	sheet				

PRODUCT NUMBER	MATING LENGTH		TAIL LENGTH		BEND DIM.		PIN TO SIDE		BODY WIDTH		PACKAGING	LF OPTION NOTE 1,8
	DIM F	DIM F	DIM G	DIM G	DIM H	DIM H	DIM J	DIM J	DIM K	DIM K		
	ENGLISH	METRIC	ENGLISH	METRIC	ENGLISH	METRIC	ENGLISH	METRIC	ENGLISH	METRIC		
78576-XYX	0.120	3.05	0.120	3.05	0.060	1.52	0.070	1.78	0.240	6.10	POLY BAGS	
78923-XYX	0.240	6.10	0.095	2.41	0.060	1.52	0.070	1.78	0.240	6.10	POLY BAGS	
78951-XYX	0.500	12.70	0.120	3.05	0.060	1.52	0.045	1.14	0.190	4.83	POLY BAGS	
79200-XYX	0.155	3.94	0.280	7.11	0.060	1.52	0.070	1.78	0.240	6.10	POLY BAGS	
79201-XYX	0.225	5.72	0.280	7.11	0.060	1.52	0.070	1.78	0.240	6.10	POLY BAGS	
79202-XYX	0.245	6.22	0.280	7.11	0.060	1.52	0.070	1.78	0.240	6.10	POLY BAGS	
79203-XYX	0.315	8.00	0.280	7.11	0.060	1.52	0.070	1.78	0.240	6.10	POLY BAGS	
79204-XYX	0.177	4.50	0.410	10.41	0.060	1.52	0.070	1.78	0.240	6.10	POLY BAGS	
79205-XYX	0.25	6.35	0.410	10.41	0.060	1.52	0.070	1.78	0.240	6.10	POLY BAGS	
79206-XYX	0.315	8.00	0.410	10.41	0.060	1.52	0.070	1.78	0.240	6.10	POLY BAGS	
79248-XYX				U N A V	A I L	A B L E						
79257-XYX	0.230	5.84	0.120	3.05	0.060	1.52	0.070	1.78	0.240	6.10	POLY BAGS/TUBES	
79258-XYX	0.318	8.08	0.120	3.05	0.060	1.52	0.070	1.78	0.240	6.10	POLY BAGS/TUBES	
79807-XYX				U N A V	A I L	A B L E						
79841-XYX	0.060	1.52	0.230	5.84	0.060	1.52	0.045	1.14	0.190	4.83	POLY BAGS	
86385-XYX	0.260	6.6	0.120	3.05	0.060	1.52	0.070	1.78	0.240	6.10	POLY BAGS	
86840-XYX	0.318	8.08	0.230	5.84	0.060	1.52	0.070	1.78	0.240	6.10	POLY BAGS	
86867-XYX				U N A V	A I L	A B L E						
88822-XYX	0.318	8.08	0.080	2.03	0.060	1.52	0.070	1.78	0.240	6.10	POLY BAGS	
89292-XYX	0.120	3.05	0.300	7.62	0.120	3.05	0.045	1.14	0.190	4.83	POLY BAGS	
90234-XYX	0.130	3.30	0.195	4.95	0.060	1.52	0.045	1.14	0.190	4.83	POLY BAGS	
92634-XYX	0.318	8.08	0.318	8.08	0.060	1.52	0.045	1.14	0.190	4.83	POLY BAGS	
93162-XYX	0.230	5.84	0.400	10.16	0.150	3.81	0.045	1.14	0.190	4.83	POLY BAGS	
93932-XYX	0.200	5.08	0.120	3.05	0.060	1.52	0.070	1.78	0.240	6.10	POLY BAGS	
93939-XYX	0.160	4.06	0.120	3.05	0.060	1.52	0.070	1.78	0.240	6.10	POLY BAGS	
94687-XYXH	0.430	10.92	0.230	5.84	0.060	1.52	0.045	1.14	0.190	4.83	POLY BAGS	
94688-XYXH	0.385	9.78	0.280	7.11	0.060	1.52	0.070	1.78	0.240	6.10	POLY BAGS	NOTE 1,8



FCIconnect.com

Copyright FCI

mat'l. code NOTES 2 & 3		surface ISO 1302	tolerance ISO 406 ISO 1101	projection 	product family BERGSTIK
lfr	ecn no	dr	date	tolerances unless otherwise specified	title BERGSTIK® II HEADER .100/2.54cc DR R/A
BH				angles	INCH/MM
				linear	scale 1:1
				0°±2'	dwg no 68020
				dr	sheet 4 of 5 size A3
				eng	type Product Customer Drawing
				chr	
				appd	
sheet	revision				
index	sheet				

PRODUCT NUMBER	MATING LENGTH		TAIL LENGTH		BEND DIM.		PIN TO SIDE		BODY WIDTH		PACKAGING	LF OPTION
	DIM F	DIM F	DIM G	DIM G	DIM H	DIM H	DIM J	DIM J	DIM K	DIM K		
	ENGLISH	METRIC	ENGLISH	METRIC	ENGLISH	METRIC	ENGLISH	METRIC	ENGLISH	METRIC		
95035-XYYH	0.230	5.84	0.400	10.16	0.060	1.52	0.045	1.14	0.190	4.83	POLY BAGS	NOTE 1,8
95182-XYYH	0.400	10.16	0.110	2.79	0.060	1.52	0.070	1.78	0.240	6.10	POLY BAGS	↓
98358-XYYH	0.205	5.21	0.410	10.41	0.060	1.52	0.070	1.78	0.240	6.10	POLY BAGS	
98359-XYYH	0.275	6.99	0.410	10.41	0.060	1.52	0.070	1.78	0.240	6.10	POLY BAGS	NOTE 1,8



FCconnect.com

Copyright FCJ

mat'l. code		surface		tolerance		projection		product family	
NOTES 2 & 3		ISO 1302		ISO 406 ISO 1101				BERGSTIK	
lir	ecm no	dr	date	tolerances unless otherwise specified		INCH/MM		title	
BH				angles	linear	<input checked="" type="checkbox"/> INCH <input type="checkbox"/> MM		BERGSTIK® II HEADER	
				0°±2'		scale 1:1		.100/2.54cc DR R/A	
		dr	D.WIHTING	03/08/93				dwg no	
		engr	T.HANNA	03/08/93				sheet 5 of 5 size	
		chr	T.BREWNAKER	03/08/93				68020 A3	
		appd	T.HANNA	03/08/93				type Product Customer Drawing	
sheet	revision								
index	sheet								