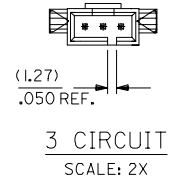
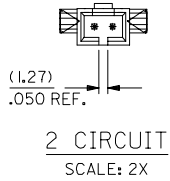
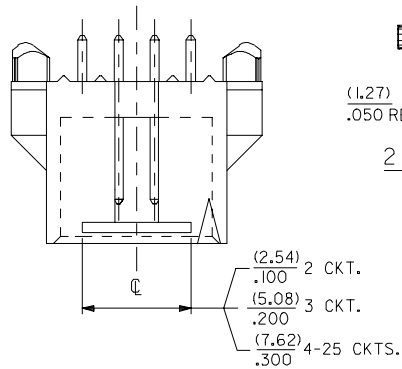


13 12 11 10 9 8 7 6 5 4 3 2 1

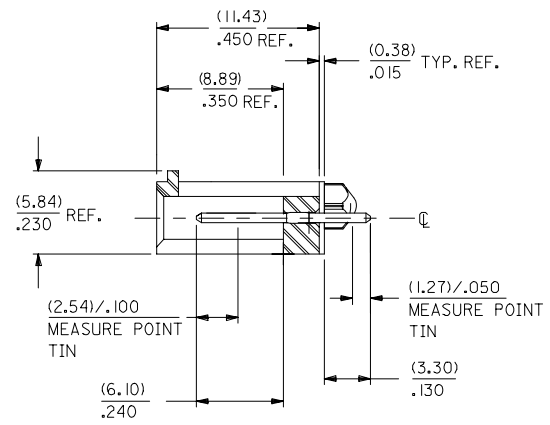
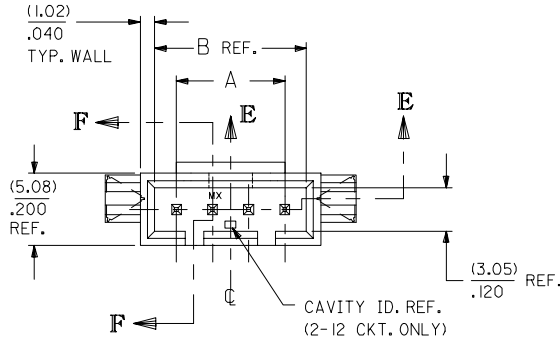
OPTION "F"



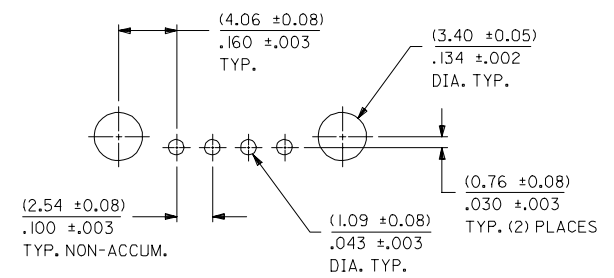
NOTES

- 1) MATERIAL: G.F. THERMOPLASTIC, 94V-0, COLOR-BLACK.
- 2) HEADER TO BE USED WITH NO. 70400-\*\*\*\* AND NO. 70430-\*\*\*\* OPTION "C" SERIES CONNECTORS.
- 3) REFER TO PRODUCT SPEC: P.S.-70541.
- 4) STANDARD PACKAGING PER PK-70873-0014. OPTIONAL PACKAGING MAY BE AVAILABLE. (SEE DRAWING PK-70546-\*\*\*\* FOR ORDER NUMBERS)

CKT. SIZE	"A"		"B" REF.	
	MM	IN.	MM	IN.
2	2.54	.100	5.33	.210
3	5.08	.200	8.13	.320
4	7.62	.300	10.67	.420
5	10.16	.400	13.21	.520
6	12.70	.500	15.75	.620
7	15.24	.600	18.29	.720
8	17.78	.700	20.83	.820
9	20.32	.800	23.37	.920
10	22.86	.900	25.91	1.020
11	25.40	1.000	28.45	1.120
12	27.94	1.100	30.99	1.220
13	30.48	1.200	33.53	1.320
14	33.02	1.300	36.07	1.420
15	35.56	1.400	38.61	1.520
16	38.10	1.500	41.15	1.620
17	40.64	1.600	43.69	1.720
18	43.18	1.700	46.23	1.820
19	45.72	1.800	48.77	1.920
20	48.26	1.900	51.31	2.020
21	50.80	2.000	53.85	2.120
22	53.34	2.100	56.39	2.220
23	55.88	2.200	58.93	2.320
24	58.42	2.300	61.47	2.420
25	60.96	2.400	64.01	2.520



SECTION F-F



RECOMMENDED P.C. BOARD LAYOUT  
(FOR USE WITH (1.57) / .062 THICK BOARD)

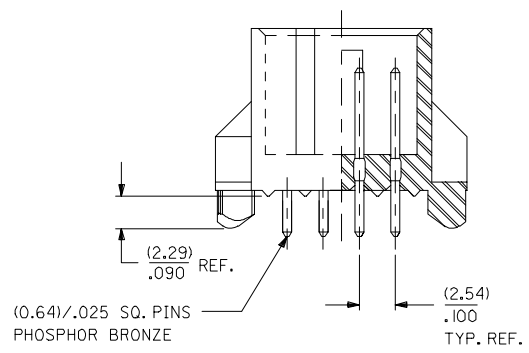
NOTE FOR LEAD FREE CONVERSION:

THE PRIMARY SHIPPING CARTON WILL BE LABELED "COMPLIANT TO ROHS DIRECTIVE 2002/95/EC AND ELV ANNEX II OF DIRECTIVE 2000/53/EC". CARTONS WITHOUT THIS LABEL MAY CONTAIN PRODUCT WITH LEAD.

2	B
1	B
SHT. REV.	

PLATING:

- I24 - 3.81 MICROMETER/(150 MICROINCH) MINIMUM TIN PLATE IN SELECT AREA, OVER 1.27 MICROMETER/(50 MICROINCH) MINIMUM NICKEL UNDERPLATE.
- X21 - .76 MICROMETER/(30 MICROINCH) MINIMUM GOLD PLATE IN SELECT AREA, 1.91 MICROMETER/(75 MICROINCH) MINIMUM TIN PLATE IN SELECT AREA, OVER 1.27 MICROMETER/(50 MICROINCH) MINIMUM NICKEL UNDERPLATE.
- X81 - .38 MICROMETER/(15 MICROINCH) MINIMUM GOLD PLATE IN SELECT AREA, 1.91 MICROMETER/(75 MICROINCH) MINIMUM TIN PLATE IN SELECT AREA, OVER 1.27 MICROMETER/(50 MICROINCH) MINIMUM NICKEL UNDERPLATE.



SECTION E-E

LEAD FREE CONV. EC NO: UCP2004-2607 DRAWN: R. ADAMS 2004/11/29 CHKD: B. BARKER 2004/12/01 APPR: S. MILLER 2004/12/07	QUALITY SYMBOLS ▽=0 ▽=0	DESCRIPTION REV
----------------------------------------------------------------------------------------------------------------------------------	-------------------------------	--------------------

GENERAL TOLERANCES (UNLESS SPECIFIED)	
mm	INCH
4 PLACES ± .005	± .0005
3 PLACES ± .004	± .0004
2 PLACES ± 0.25	± .014
1 PLACE ± 0.35	± .014
ANGULAR ±1/2°	

DIMENSION STYLE	
MM/IN	
DRAWN BY	DATE
AAB	05/12/93
CHECKED BY	DATE
AAB	05/12/93
APPROVED BY	DATE
WAZ	05/12/93
MATERIAL NO.	DOCUMENT NO.
SEE TABLE	SDA-70546-****

SCALE	DESIGN UNITS	THIRD ANGLE PROJECTION
4:1	INCH	☉
SALES ASSEMBLY HEADER STRAIGHT MOUNT .100 CTRS, W/P.C.B PEGS		
MOLEX INCORPORATED		
MATERIAL NO.	DOCUMENT NO.	SHEET NO.
SEE TABLE	SDA-70546-****	1 OF 2
THIS DRAWING CONTAINS INFORMATION THAT IS PROPRIETARY TO MOLEX INCORPORATED AND SHOULD NOT BE USED WITHOUT WRITTEN PERMISSION		

12 11 10 9 8 7 6 5 4 3 2 1

	13	12	11	10	9	8	7	6	5	4	3	2	1		
J	ENGINEERING NUMBER A-70546-	MANUFACTURE RELEASE STATUS							PLATING CODES SEE SHEET 1	CONNECTOR END PLATING			P.C. BOARD END PLATING		
									TYPE	H MEAS.		TYPE	K MEAS.		
	-0001-0024	R.F.M.							I24	TIN	(2.54) .100	TIN	(1.27) .050		
I	-0036-0059	R.F.M.							X81	GOLD	(2.54) .100	TIN	(1.27) .050		
	-0071-0094	R.F.M.							X21	GOLD	(2.54) .100	TIN	(1.27) .050		
	-0106-0129														
H															

G	CKTS	EDP NUMBER	ENG NUMBER	EDP NUMBER	ENG NUMBER	EDP NUMBER	ENG NUMBER	EDP NUMBER	ENG NUMBER	EDP NUMBER	ENG NUMBER	EDP NUMBER	ENG NUMBER	EDP NUMBER	ENG NUMBER	CKTS	G
	02	705-46-0001	A-70546-0001	705-46-0036	A-70546-0036	705-46-0071	A-70546-0071									02	
	03	705-46-0002	A-70546-0002	705-46-0037	A-70546-0037	705-46-0072	A-70546-0072									03	
	04	705-46-0003	A-70546-0003	705-46-0038	A-70546-0038	705-46-0073	A-70546-0073									04	
	05	705-46-0004	A-70546-0004	705-46-0039	A-70546-0039	705-46-0074	A-70546-0074									05	
	06	705-46-0005	A-70546-0005	705-46-0040	A-70546-0040	705-46-0075	A-70546-0075									06	
F	07	705-46-0006	A-70546-0006	705-46-0041	A-70546-0041	705-46-0076	A-70546-0076									07	
	08	705-46-0007	A-70546-0007	705-46-0042	A-70546-0042	705-46-0077	A-70546-0077									08	
	09	705-46-0008	A-70546-0008	705-46-0043	A-70546-0043	705-46-0078	A-70546-0078									09	
	10	705-46-0009	A-70546-0009	705-46-0044	A-70546-0044	705-46-0079	A-70546-0079									10	
	11	705-46-0010	A-70546-0010	705-46-0045	A-70546-0045	705-46-0080	A-70546-0080									11	
	12	705-46-0011	A-70546-0011	705-46-0046	A-70546-0046	705-46-0081	A-70546-0081									12	
E	13	705-46-0012	A-70546-0012	705-46-0047	A-70546-0047	705-46-0082	A-70546-0082									13	
	14	705-46-0013	A-70546-0013	705-46-0048	A-70546-0048	705-46-0083	A-70546-0083									14	
	15	705-46-0014	A-70546-0014	705-46-0049	A-70546-0049	705-46-0084	A-70546-0084									15	
	16	705-46-0015	A-70546-0015	705-46-0050	A-70546-0050	705-46-0085	A-70546-0085									16	
	17	705-46-0016	A-70546-0016	705-46-0051	A-70546-0051	705-46-0086	A-70546-0086									17	
	18	705-46-0017	A-70546-0017	705-46-0052	A-70546-0052	705-46-0087	A-70546-0087									18	
	19	705-46-0018	A-70546-0018	705-46-0053	A-70546-0053	705-46-0088	A-70546-0088									19	
D	20	705-46-0019	A-70546-0019	705-46-0054	A-70546-0054	705-46-0089	A-70546-0089									20	
	21	705-46-0020	A-70546-0020	705-46-0055	A-70546-0055	705-46-0090	A-70546-0090									21	
	22	705-46-0021	A-70546-0021	705-46-0056	A-70546-0056	705-46-0091	A-70546-0091									22	
	23	705-46-0022	A-70546-0022	705-46-0057	A-70546-0057	705-46-0092	A-70546-0092									23	
	24	705-46-0023	A-70546-0023	705-46-0058	A-70546-0058	705-46-0093	A-70546-0093									24	
	25	705-46-0024	A-70546-0024	705-46-0059	A-70546-0059	705-46-0094	A-70546-0094									25	

C																	C
---	--	--	--	--	--	--	--	--	--	--	--	--	--	--	--	--	---

B	LEAD FREE CONV. EC NO: UCP2004-2607 DRWNRKADAMS 2004/11/29 CHKDIBARKER 2004/12/01 APPR:SMILLER 2004/12/07	QUALITY SYMBOLS 	GENERAL TOLERANCES (UNLESS SPECIFIED)		DIMENSION STYLE MM/IN		SCALE ---	DESIGN UNITS INCH	THIRD ANGLE PROJECTION	
			4 PLACES ± --- ± --- 3 PLACES ± --- ± --- 2 PLACES ± --- ± --- 1 PLACE ± --- ± --- ANGULAR ±1/2°	DRAWN BY AAB DATE 05/12/93 CHECKED BY AAB DATE 05/12/93 APPROVED BY WAZ DATE 05/12/93	TITLE SALES ASSEMBLY HEADER STRAIGHT MOUNT .100 CTRS, W/P.C.B. PEGS MOLEX INCORPORATED					
A	DRAFT WHERE APPLICABLE MUST REMAIN WITHIN DIMENSIONS		SEE TABLE		MATERIAL NO.		DOCUMENT NO.		SHEET NO.	
			THIS DRAWING CONTAINS INFORMATION THAT IS PROPRIETARY TO MOLEX INCORPORATED AND SHOULD NOT BE USED WITHOUT WRITTEN PERMISSION		SDA-70546-****		2 OF 2			