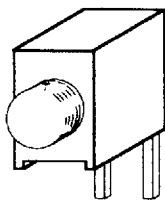


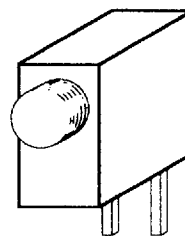
T-1, (3-mm) Round, PCB Mount, Right Angle Array, G60B and G61B Series



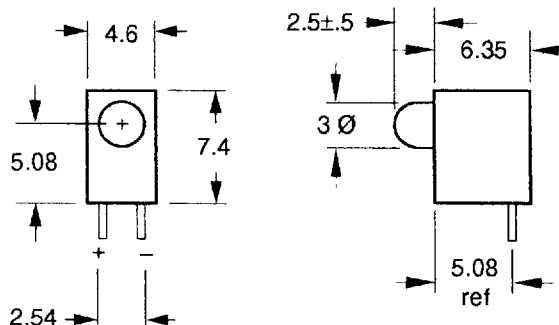
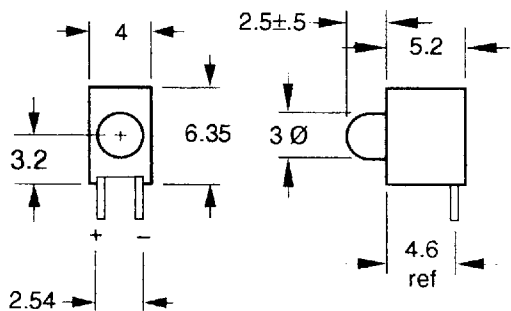
Both the G60B and the G61B are T-1 size right-angle indicators suitable as logic status, position, or fault indication. The G60B allows denser packaging where space is a premium. The G61B has the lamp located at 5.08mm(0.2") above the PCB, which matches the G61XB and the G95XB series in height. For easier handling in multiple applications, refer to the G61XB specifications.



G60B



G61B



Specify part desired as follows:

G60B/Order Code or G61B/ Order Code

For example: "G60B/G" designates an assembly with a standard diffused green LED.

ORDER CODE AND INFORMATION (ALL RATINGS AT 25 ° C AMBIENT)

LED Lamp			Typical Characteristics				Recom. Op. If (mA)
Epoxy & Type	Color	Order Code	Peak λ (nm)	Vf (V) @If=20mA	Iv (mcd) @If=10mA	2Θ _{1/2} (Deg)	
Tinted Diffused, Resistor Req'd	Red	R	655	1.7	1.0	40	10-20
	Red	H	697	2.1	1.6	40	5-10
	Orange Red	I	635	2.0	4.5	40	10-20
	Green	G	565	2.1	4.5	40	10-20
	Yellow	Y	585	2.0	4.5	40	10-20
Tinted Transparent, High Brightness	Amber	A	600	2.0	4.5	40	10-20
	Red	HT	697	2.1	4.0	20	5-10
	Orange Red	IT	635	2.0	11	20	10-20
	Green	GT	565	2.1	15	20	10-20
	Yellow	YT	585	2.0	10	20	10-20
Tinted Diffused, For 2mA Operation	Amber	AT	600	2.0	10	20	10-20
	Red	H2	697	2.0	1.2 @2mA	40	2-10
	Orange Red	I2	635	2.1	1.4 @2mA	40	2-10
	Green	G2	565	2.0	1.2 @2mA	40	2-10
	Yellow	Y2	585	2.0	1.2 @2mA	40	2-10
Tinted Diffused, 5V Operation	Orange Red	I5	635	-	4.5	40	5 V
	Green	G5	565	-	4.5	40	5 V
	Yellow	Y5	585	-	4.5	40	5 V
Tinted Diffused, 12V Operation	Orange Red	IB	635	-	4.5	40	12 V
	Green	GB	565	-	4.5	40	12 V
	Yellow	YB	585	-	4.5	40	12 V
White Diffused, Bipolar, Bicolor	Or. Red/Green	EG	635/565	2.1/2.0	2.5/2.5	54	10-20
	Yellow/Green	YG	585/565	2.1/2.0	2.5/2.5	54	10-20

* Specifications subject to change without notice. All dimensions are in mm±0.25 unless stated otherwise.