

# Technical Specifications

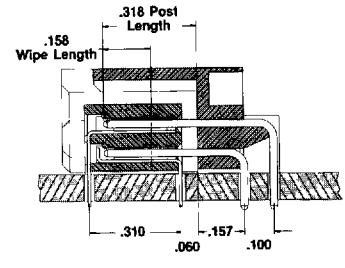
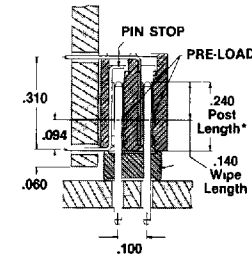
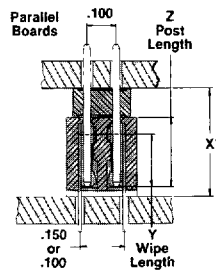
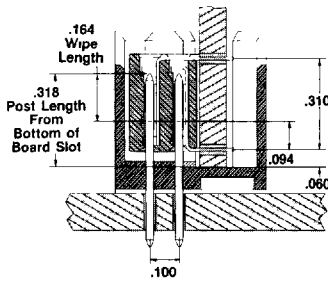
# ELCO

## Technical Data

**Series**  
**8251**  
**8352**  
**8275**  
**8281**  
**8381**

Basic grid	100 (2.54) x 100 (2.54)
Insertion Force	1-6 oz per contact
Withdrawal force	75 oz min. per contact
Contact resistance	12 milliohms max. for gold plating
Current rating	3 amperes continuous current shall not cause a temperature rise greater than 30°C above ambient
Insulation resistance	5,000 megohms min. at 500 VDC
Dielectric withstanding voltage	1,000 VAC ms at sea level
Operating temperature	-55°C to +105°C
Insulator material	Thermoplastic polyester, 94 V-O, UL rated
Socket contact material	Phosphor bronze
Pin contact material	Phosphor bronze
Wrap post dimension	025 x 025
Push-out force of post in insulator	8251 - 3 lbs., 8352 - 2 lbs., Straight post headers - 3 lbs., Compliant post headers - 1 lb.
Contact plating	Gold over nickel (see table this page) tin/lead

## Design Aids



Max. Post Length .300  
 Min. Recommended Post Length .170

STANDARD	X	Y	Z
265	.365	.178	.240
.335	.435	.168	.300

\*This dimension can be accommodated to any size between 450 max. and 265 min. Tooling charges may apply. Consult factory for details.

**Features**  
**Pin Stop.**  
**Preload - to reduce insertion force & to insure interface alignment**

PLATING DESCRIPTION					
<b>MATING AREA</b>	30 Gold	15 Gold	30 Gold	15 Gold	100/200 Tin Lead
<b>TAIL AREA</b>	Flash	Flash	100/200 Tin Lead	100/200 Tin Lead	100/200 Tin Lead

U.L. Recognized


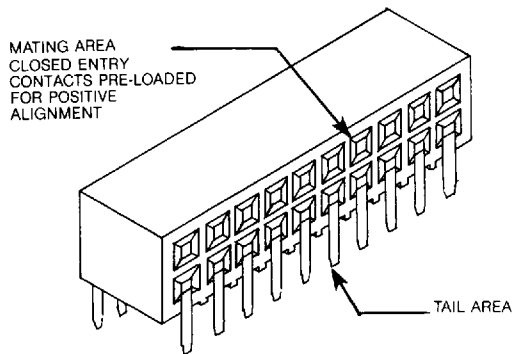
E27610 (M)

Consult factory for additional plating


# Receptacle

# SERIES 8251

## Horizontal Dual Row

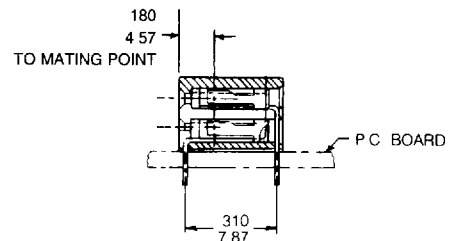
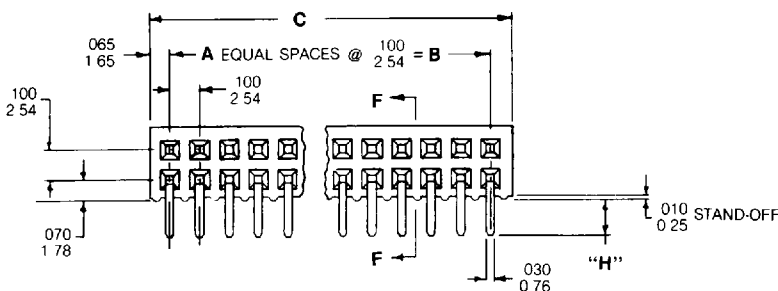


### Ordering Code



PLATING DESCRIPTION				
Mating Area	30 Gold	15 Gold	30 Gold	15 Gold
Tail Area	Gold Flash	Gold Flash	100-200 Tin-Lead	100-200 Tin-Lead
VARIATION CODE NUMBER				CONTACT TAIL LENGTH H
024	807	816	826	115 / 2.92
025	808	817	827	.150 / 3.81

Additional plating and tail lengths available. Consult factory.



SECTION F-F

Recommended for standard applications. Available through ELCO franchised distributors

# Receptacle

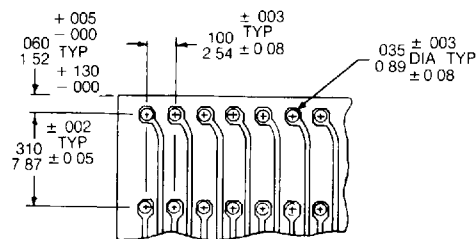
# SERIES 8251

## Horizontal Dual Row

NUMBER OF POSITIONS	A	B	C
10	4	400 10 16	530 13 46
12	5	.500 12 70	.630 16 00
14	6	600 15 24	730 18 54
16	7	700 17 78	830 21 08
18	8	.800 20 32	930 23 62
20	9	900 22 86	1 030 26 16
22	10	1 000 25 40	1 130 28 70
24	11	1 100 27 94	1 230 31 24
26	12	1 200 30 48	1 330 33 78
28	13	1 300 33.02	1 430 36 32
30	14	1 400 35 56	1 530 38 86
32	15	1 500 38 10	1 630 41 40
34	16	1 600 40 64	1 730 43 94
36	17	1 700 43 18	1 830 46 48
38	18	1 800 45 72	1 930 49 02
40	19	1 900 48 26	2 030 51 56
42	20	2 000 50.8	2 130 54 10
44	21	2 100 53 34	2 230 56 64
46	22	2 200 55.88	2 330 59 18
48	23	2 300 58 42	2 430 61 72
50	24	2 400 60 96	2 530 64 26

NO. OF POSITIONS	A	B	C
52	25	2 500 63 50	2 630 66 80
54	26	2 600 66 04	2 730 69 34
56	27	2 700 68 58	2 830 71.88
58	28	2.800 71 12	2 930 74 42
60	29	2 900 73 66	3 030 76 90
62	30	3 000 76.20	3.130 79 60
64	31	3 100 78 74	3 230 82 04
66	32	3 200 81 28	3 330 84 58
68	33	3 300 83 82	3 430 87 12
70	34	3 400 86 36	3 530 89 66
72	35	3 500 88 90	3 630 92.20
74	36	3 600 91 44	3 730 94 74
76	37	3 700 93 98	3 830 97 28
78	38	3 800 96.52	3 930 99 82
80	39	3 900 99.06	4 030 102.36
82	40	4 000 101 60	4 130 104 90
84	41	4 100 104 14	4 230 107 44
86	42	4 200 106 68	4 330 109 98
88	43	4 300 109 22	4 430 112 52
90	44	4 400 111 76	4 530 115 06

NUMBER OF POSITIONS	A	B	C
92	45	4 500 114 30	4.630 117 60
94	46	4.600 116 84	4 730 120 14
96	47	4 700 119 38	4 830 122 68
98	48	4 800 121.92	4 930 125 22
100	49	4 900 124 46	5 030 127 76
102	50	5 000 127 00	5 130 130 30
104	51	5 100 129.54	5.230 132 84
106	52	5 200 132 08	5 330 135 38
108	53	5 300 134 62	5 430 137 92
110	54	5 400 137 16	5 530 140 46
112	55	5.500 139 70	5 630 143 00
114	56	5 600 142 24	5 730 145 54
116	57	5 700 144 78	5 830 148 08
118	58	5 800 147 32	5 930 150.62
120	59	5 900 149 86	6.030 153 16
122	60	6 000 152 4	6 130 155 70
124	61	6 100 154 94	6 230 158 24
126	62	6 200 157 48	6 330 160 78
128	63	6 300 160 02	6 430 163 32
130	64	6 400 162.56	6.530 165 86



RECOMMENDED P.C. BOARD LAYOUT