

6-102619-3 ✓ ACTIVE

AMPMODU | [AMPMODU Headers](#)


TE Internal #: 6-102619-3

PCB Mount Header, Vertical, Board-to-Board, 30 Position, 2.54 mm
[.1 in] Centerline, Fully Shrouded, Gold, Through Hole - Solder,
AMPMODU Headers

[View on TE.com >](#)



Connectors > PCB Connectors > PCB Headers & Receptacles



PCB Connector Assembly Type: **PCB Mount Header**

PCB Mount Orientation: **Vertical**

Connector System: **Board-to-Board**

Number of Positions: **30**

Number of Rows: **2**

Features

Product Type Features

PCB Connector Assembly Type	PCB Mount Header
Connector System	Board-to-Board
Header Type	Fully Shrouded
Connector & Contact Terminates To	Printed Circuit Board

Configuration Features

Connector Contact Load Condition	Fully Loaded
PCB Mount Orientation	Vertical
Number of Positions	30
Number of Rows	2
Board-to-Board Configuration	Parallel

Electrical Characteristics

Insulation Resistance	5000 MΩ
Dielectric Withstanding Voltage (Max)	750 Vrms

Body Features

Connector Profile	Standard
Primary Product Color	Black

Contact Features

Mating Square Post Dimension	.64 mm[.025 in]
------------------------------	-----------------



PCB Contact Termination Area Plating Material Thickness	2.54 – 5.08 μm [100 – 200 μin]
Contact Shape & Form	Square
Contact Underplating Material	Nickel
PCB Contact Termination Area Plating Material	Tin
Contact Base Material	Phosphor Bronze
Contact Mating Area Plating Material	Gold
Contact Mating Area Plating Material Thickness	.381 μm [15 μin]
Contact Type	Pin
Contact Current Rating (Max)	3 A

Termination Features

Square Termination Post & Tail Dimension	.64 mm[.025 in]
Termination Post & Tail Length	3.18 mm[.125 in]
Termination Method to Printed Circuit Board	Through Hole - Solder

Mechanical Attachment

Mating Retention	With
Mating Retention Type	Detent Window
Mating Alignment	With
Mating Alignment Type	Polarization
PCB Mount Retention	Without
PCB Mount Alignment	Without
Connector Mounting Type	Board Mount

Housing Features

Centerline (Pitch)	2.54 mm[.1 in]
Housing Material	Thermoplastic

Dimensions

Row-to-Row Spacing	2.54 mm[.1 in]
PCB Thickness (Recommended)	1.4 mm[.055 in]

Usage Conditions

Housing Temperature Rating	Standard
Operating Temperature Range	-65 – 105 $^{\circ}\text{C}$ [-85 – 221 $^{\circ}\text{F}$]

Operation/Application

Circuit Application	Signal
---------------------	--------



Industry Standards

Agency/Standard	CSA
Approved Standards	CSA LR7189, UL E28476
UL Flammability Rating	UL 94V-0

Packaging Features

Packaging Quantity	96
Packaging Type	Tray

Product Compliance

[For compliance documentation, visit the product page on TE.com>](#)

EU RoHS Directive 2011/65/EU	Compliant
EU ELV Directive 2000/53/EC	Compliant
China RoHS 2 Directive MIIT Order No 32, 2016	No Restricted Materials Above Threshold
EU REACH Regulation (EC) No. 1907/2006	Current ECHA Candidate List: JUNE 2023 (235) Candidate List Declared Against: JUNE 2023 (235) Does not contain REACH SVHC
Halogen Content	BFR/CFR/PVC Free, but Br/Cl >900 ppm in other sources.
Solder Process Capability	Wave solder capable to 240°C

Product Compliance Disclaimer

This information is provided based on reasonable inquiry of our suppliers and represents our current actual knowledge based on the information they provided. This information is subject to change. The part numbers that TE has identified as EU RoHS compliant have a maximum concentration of 0.1% by weight in homogenous materials for lead, hexavalent chromium, mercury, PBB, PBDE, DBP, BBP, DEHP, DIBP, and 0.01% for cadmium, or qualify for an exemption to these limits as defined in the Annexes of Directive 2011/65/EU (RoHS2). Finished electrical and electronic equipment products will be CE marked as required by Directive 2011/65/EU. Components may not be CE marked. Additionally, the part numbers that TE has identified as EU ELV compliant have a maximum concentration of 0.1% by weight in homogenous materials for lead, hexavalent chromium, and mercury, and 0.01% for cadmium, or qualify for an exemption to these limits as defined in the Annexes of Directive 2000/53/EC (ELV). Regarding the REACH Regulation, the information TE provides on SVHC in articles for this part number is based on the latest European Chemicals Agency (ECHA) 'Guidance on requirements for substances in articles' posted at this URL: <https://echa.europa.eu/guidance-documents/guidance-on-reach>

Compatible Parts



TE Part # 3-88179-8
030 HOUSING FFC RCPT DR 100CL


Also in the Series | AMPMODU Headers



Connector Caps & Covers(1)



Connector Hardware(2)



PCB Headers & Receptacles(4843)




Wire-to-Board Connector Assemblies & Housings(5)



Wire-to-Board Connector Contacts(65)

Customers Also Bought



TE Part #917688-1
SIGNAL DOUBLE LOCK PLUG HSG 4P NATURAL



TE Part #5102155-1
A/L UNIV HDR 10P VERT




TE Part #103908-3
04 MTE HDR SRST LATCH W/HLDWN



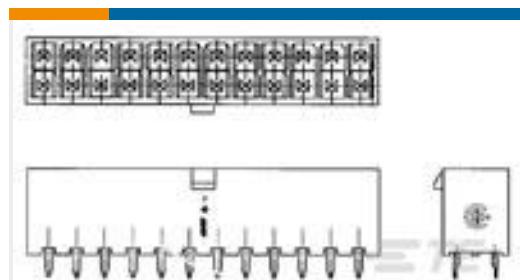
TE Part #5-103908-2
03 MTE HDR SRST LATCH W/HLDWN



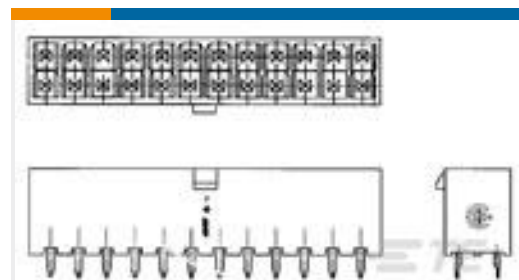
TE Part #640445-8
08P MTA156 HDR ASSY FL/STR SN



TE Part #640445-4
04P MTA156 HDR ASSY FL/STR SN



TE Part #1586768-6
6P VERT HDR VAL-U-LOK GW



TE Part #1-1586768-2
12P VERT HDR VAL-U-LOK GW



Documents

Product Drawings

[30 MODII HDR DRST SHRD .100CL](#)

English

CAD Files

Customer View Model

[ENG_CVM_6-102619-3_K.3d_igs.zip](#)

English

Customer View Model

[ENG_CVM_6-102619-3_K.3d_stp.zip](#)

English

Customer View Model

[ENG_CVM_6-102619-3_K.2d_dxf.zip](#)

English

[3D PDF](#)

English

By downloading the CAD file I accept and agree to the [Terms and Conditions](#) of use.

Datasheets & Catalog Pages

[AMPMODU_INTERCONNECTION_SYSTEM_SECTION5](#)

English

Product Environmental Compliance

Product Compliance

English

Product Compliance

English