


## Surface Mount Compatible, High Temperature Headers— Unshrouded (AMPMODU) (Continued)

### Single-Row .100 [2.54] Centers with Special Stand-offs

.025 [0.64] Square  
 Straight Post



#### Material and Finish

**Housing**—Black thermoplastic, 94V-0 rated, high temperature compatible

**Posts**—Phosphor bronze, plated as follows:

**Plating A**—Duplex plated .000030 [0.00076] gold on contact area, .000100-.000200 [0.00254-0.00508] tin-lead on solder tail, with entire post underplated .000050 [0.00127] nickel

**Plating B**—Duplex plated .000015 [0.00038] gold on contact area, .000100-.000200 [0.00254-0.00508] tin-lead on solder tail, with entire post underplated .000050 [0.00127] nickel

**Plating C**—.000100-.000200 [0.00254-0.00508] tin-lead over .000050 [0.00127] nickel

#### Performance Characteristics

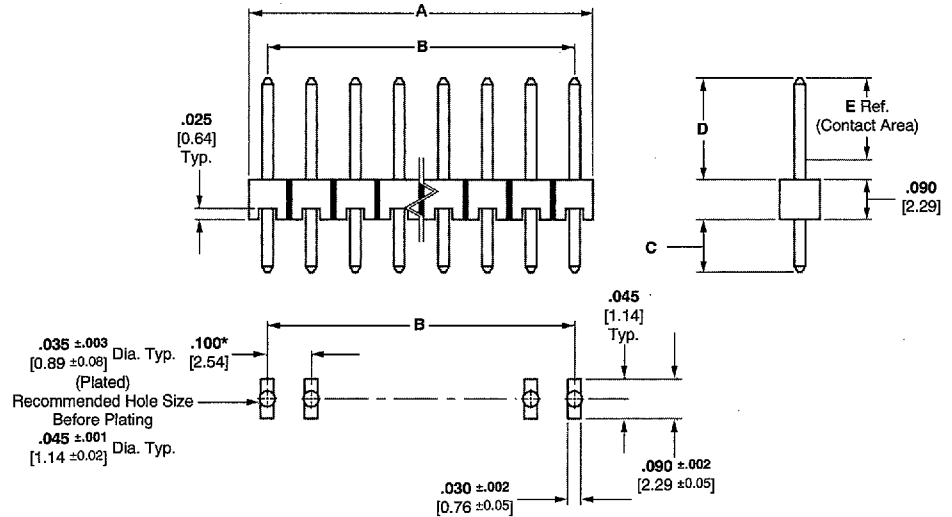
Page 221

#### Related Product Data

**Mateable Connectors**—  
 Catalog 65816

**Packaging**—Bag

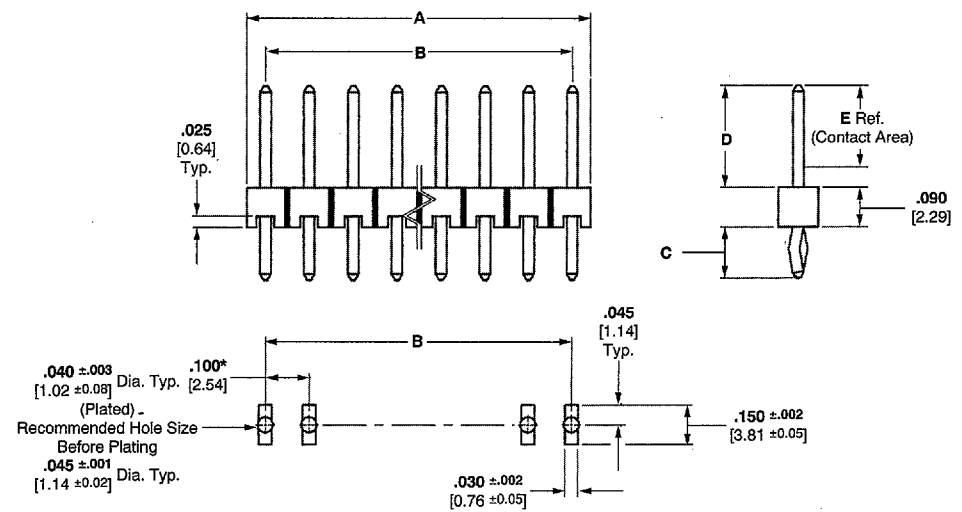
### Headers with Solder Tails



#### Recommended PC Board Mounting Pattern (for .063 [1.60] thick PC board; .012 [.305] thick stencil)

\*±.003 [±0.08] tolerances not to accumulate within one connector pattern.

### Headers with Board Retention Tails



#### Recommended PC Board Mounting Pattern (for .063 [1.60] thick PC board; .012 [.305] thick stencil)

\*±.003 [±0.08] tolerances not to accumulate within one connector pattern.

Header Style	No. of Pos.	Dimensions		C = .090 [2.29] D = .230 [5.84] E = .185 [4.70]		C = .120 [3.05] D = .230 [5.84] E = .185 [4.70]			C = .125 [3.18] D = .318 [8.08] E = .200 [5.08]		
		A	B	Post Plating/Part Nos.		Post Plating/Part Nos.			Post Plating/Part Nos.		
				Plating A	Plating B	Plating A	Plating B	Plating C	Plating A	Plating B	Plating C
With Solder Tails (See Notes 1 and 2.)	1	.084 2.13	—	146285-1	146282-1	146281-1	146280-1	146278-1	146277-1	146276-1	146274-1
	40	3.984 101.19	3.900 99.06	4-146285-0	4-146282-0	4-146281-0	4-146280-0	4-146278-0	4-146277-0	4-146276-0	4-146274-0
With Board Retention Tails (See Notes 2 and 3.)	3	.084 2.13	—	146297-3	146294-3	146293-3	146292-3	146290-3	146289-3	146288-3	146286-3
	40	3.984 101.19	3.900 99.06	4-146297-0	4-146294-0	4-146293-0	4-146292-0	4-146290-0	4-146289-0	4-146288-0	4-146286-0

- Notes:** 1. Headers without retention tails may be broken to the desired number of positions using **Hand Tool 91406-1**.  
 2. Headers are also available in sizes 2 thru 39 positions (with Solder Tails) and 4 thru 39 positions (with Board Retention Tails). When ordering, add the prefix and/or suffix (dash) numbers to the base part number that corresponds with the desired size. For example, the complete part number for an 8-position header with solder tails (C dimension .090 [2.29], post plating A) would be 146285-B. The complete part number for a 26-position header with board retention tails (C dimension .120 [3.05], post plating B) would be 2-146292-6. This part numbering system applies only to this page.  
 3. For C dimensions .120 [3.05] and .125 [3.18], board retention using kinked tails are for headers 6 positions and smaller; headers 7 positions and larger use swaged tails. Headers with a C dimension of .090 [2.29] have swaged tails for all sizes.



Hand Tool No. 91406-1