


BURNDY


Burndy's SH Series Stick Headers: Low Cost Solution

Burndy's new SH Series stick header line represents exceptional value: low cost, quality, reliability! A few key design features follow:

- Both .100" (2,54 mm) and .079" (2,00 mm) pitch options are provided, and each header can be manually broken to desired length.
- A glass reinforced thermoplastic polyester, specifically chosen to provide optimum performance, is featured as the housing material.
- Available in single and double row, straight and right angle tails, and one through 40 positions, these connectors utilize copper alloy contacts with gold flash over nickel plating. The drawn wire contacts present four surfaces of equal quality.

Characteristics

Electrical:

Operating Voltage: 200 VAC

Current Rating: 1.0 Amp

Insulation Resistance: 5,000 megohms min. at
500 VDC

Dielectric Withstanding Voltage: 1,000 VAC
RMS min.

Environmental:

Operating Temperature: Continuous, -67° to 221°F
(-55° to 105°C).

Mechanical:

Durability: No electrical degradation after 25 cycles

Materials:

Connector body: Black glass-reinforced thermo-
plastic polyester

Contact: Copper Alloy

Finish: Gold flash over nickel



FRAMATOME CONNECTORS
INTERNATIONAL



WAUGAMAN ASSOCIATES, INC.

Technical Representatives

11445 W. I-70 Frontage Road North

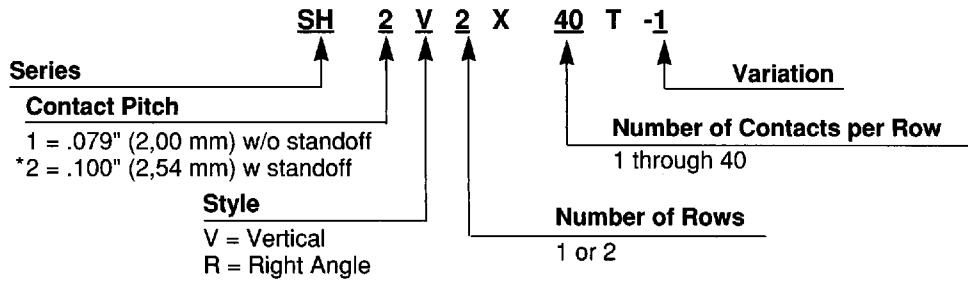
Suite 101

Wheat Ridge, CO 80033-2101

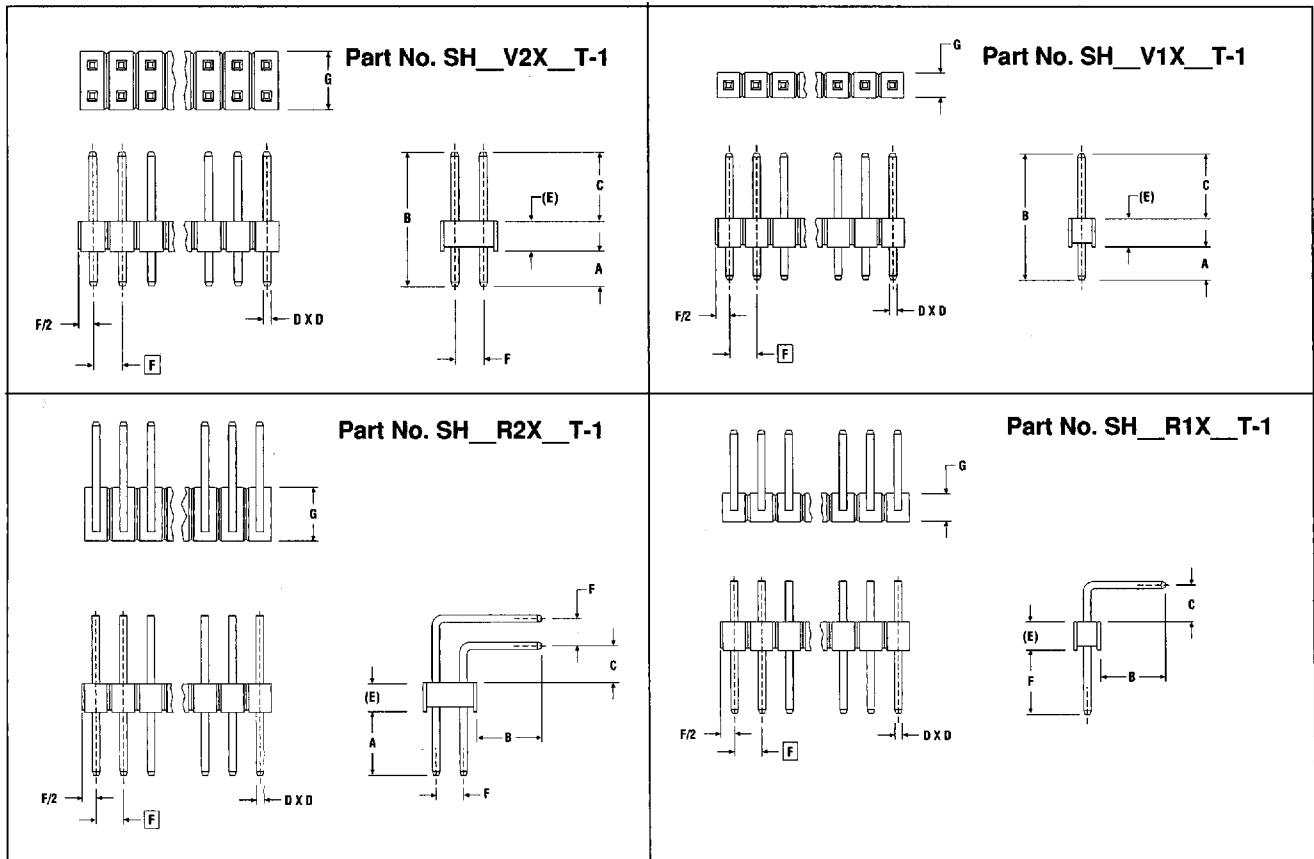
(303) 423-1020 • FAX: (303) 467-3085

SH Series Stick Headers

Part Numbering System



*Diagrams below are shown with standoff



Dimensions

Part No.	Units	A	B	C	D	E (REF)	F	G
SH2V2X_T-1	inches	.095	.425	.230	.025	.100	.100	.200
	mm	2,41	10,80	5,84	0,64	2,54	2,54	5,08
SH2V1X_T-1	inches	.095	.425	.230	.025	.100	.100	.100
	mm	2,41	10,80	5,84	0,64	2,54	2,54	2,54
SH2R2X_T-1	inches	.230	.095	.060	.025	.100	.100	.200
	mm	5,84	2,41	1,52	0,64	2,54	2,54	5,08
SH2R1X_T-1	inches	.230	.120	.060	.025	.100	.100	.100
	mm	5,84	3,05	1,52	0,64	2,54	2,54	2,54
SH1V2X_T-1	inches	.118	.335	.157	.020	.059	.079	.181
	mm	3,00	8,50	4,00	0,50	1,50	2,00	4,60
SH1V1X_T-1	inches	.118	.335	.157	.020	.059	.079	.091
	mm	3,00	8,50	4,00	0,50	1,50	2,00	2,30
SH1R2X_T-1	inches	.157	.118	.069	.020	.059	.079	.181
	mm	4,00	3,00	1,75	0,50	1,50	2,00	4,60
SH1R1X_T-1	inches	.157	.118	.069	.020	.059	.079	.091
	mm	4,00	3,00	1,75	0,50	1,50	2,00	2,30

Burndy Corporation • 51 Richards Avenue • Norwalk, CT 06856

Phone: (203) 838-4444 • Fax: (203) 852-6227

D 83E ■ 3437968 0002467 782 ■