

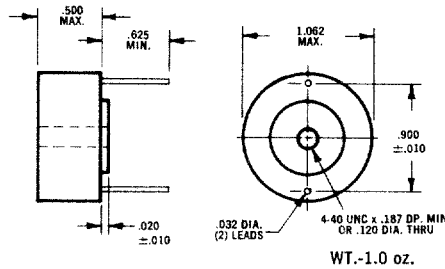
## TOROIDAL INDUCTORS

Studs are available on the "M" Series on special request.  
**Mechanical Tolerance:**  $\pm .015$  unless otherwise indicated.

WHEN ORDERING, ADD CASE PREFIX (TYPE) TO PART NUMBER.†  
 EXAMPLE: **U 24-1**  
 CASE TYPE **U** PART NUMBER **24-1**  
 SEE PAGE 5 FOR SPECIAL ORDERING

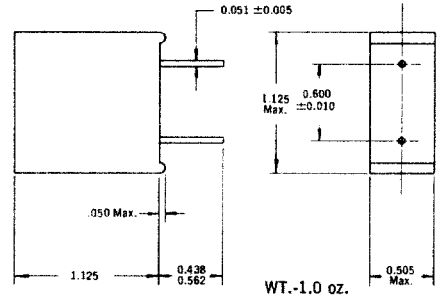
† Add "C" to Part Number of molded inductor if clearance hole is desired.

### TYPE PS/PF/PFC/PSC — P.C. Mount



PREFIX TABLE		
4-40 UNC THRU HOLE	TYPE	STYLE
PS	PSC	NO FOOT
PF	PFC	WITH FOOT

### TYPE PC — P.C. Mount



### CORE NO. 06

**Recommended Frequency:** Up to 30 KHz  
**Maximum Inductance:** 7.2 H.  
**Special Core Stabilization Available:** B, D, L, M, W.

Inductance $\pm 1\%$ (mH)	Part Number	Typical	
		DCR* (ohms)	Distributed Capacity (pf)
5.0	06-1	1.05	40
6.0	06-40	1.26	42
7.2	06-41	1.51	43
7.5	06-2	1.58	43
8.6	06-42	1.80	43
10.0	06-3	2.10	44
12.0	06-43	2.52	44
12.5	06-4	2.63	44
15.0	06-5	3.15	44
17.5	06-44	3.67	45
20.0	06-6	4.20	45
24.0	06-45	5.04	46
25.0	06-7	5.25	46
30.0	06-8	6.30	46
36.0	06-46	7.56	47
40.0	06-9	8.40	48
43.0	06-47	9.03	48
50.0	06-10	10.50	48
60.0	06-48	12.60	49
72.0	06-49	15.10	49
75.0	06-11	15.80	49
86.0	06-50	18.00	49
100.0	06-12	21.00	50
120.0	06-51	25.20	50
125.0	06-13	26.30	51
150.0	06-14	31.50	51
175.0	06-53	36.80	51
200.0	06-15	42.00	52
240.0	06-54	50.40	52
250.0	06-52	52.50	52
300.0	06-16	63.00	53
360.0	06-55	75.60	53
400.0	06-17	84.00	54
430.0	06-56	90.30	54
500.0	06-18	105.00	55
600.0	06-57	126.00	55
720.0	06-58	151.00	55
750.0	06-19	158.00	56
860.0	06-59	180.00	56
1.00 H	06-20	210.00	57
1.20 H	06-60	252.00	57
1.25 H	06-21	263.00	57
1.50 H	06-22	315.00	58
1.75 H	06-61	368.00	58
2.00 H	06-23	420.00	58
2.40 H	06-62	504.00	59
2.50 H	06-69	525.00	59
3.00 H	06-24	630.00	59
3.60 H	06-70	756.00	60
4.30 H	06-71	840.00	60
5.00 H	06-72	903.00	61
6.00 H	06-73	1260.00	62
7.20 H	06-74	1512.00	62

### CORE NO. 48

**Recommended Frequency:** Up to 100 KHz.  
**Maximum Inductance:** 1 H.  
**Special Core Stabilization Available:** B, D, M, W, L.

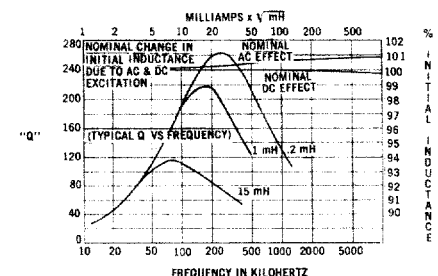
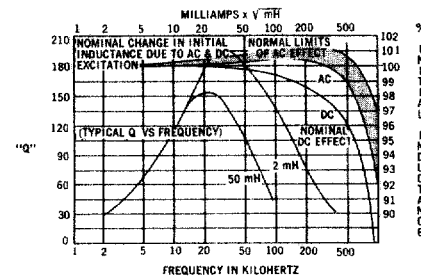
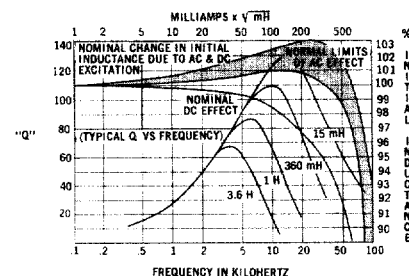
Inductance $\pm 1\%$ (mH)	Part Number	Typical	
		DCR* (ohms)	Distributed Capacity (pf)
2.0	48-1	0.84	30
2.4	48-2	1.01	31
3.0	48-3	1.26	31
3.6	48-4	1.51	32
4.3	48-5	1.80	32
5.0	48-6	2.10	33
6.0	48-7	2.50	33
7.2	48-8	3.02	34
8.6	48-9	3.61	34
10.0	48-10	4.20	35
12.0	48-11	5.05	35
15.0	48-12	6.30	36
17.5	48-13	7.35	36
20.0	48-14	8.40	37
24.0	48-15	10.10	37
30.0	48-16	12.60	38
36.0	48-17	15.10	39
43.0	48-18	18.00	39
50.0	48-19	21.00	40
60.0	48-20	25.20	41
72.0	48-21	30.20	42
86.0	48-22	36.10	43
100.0	48-23	42.00	44
120.0	48-24	50.40	45
150.0	48-25	63.00	46
175.0	48-26	73.50	47
200.0	48-27	84.00	48
240.0	48-28	101.00	49
300.0	48-29	126.00	50
360.0	48-30	151.00	51
430.0	48-31	180.00	52
500.0	48-32	210.00	53
600.0	48-33	252.00	54

### CORE NO. 74

**Recommended Frequency:** 25 KHz to 1 MHz.  
**Maximum Inductance:** 30 mH.  
**Only Core Stabilization Available:** H.

Inductance $\pm 1\%$ (mH)	Part Number	Typical	
		DCR* (ohms)	Distributed Capacity (pf)
0.100	74-1	0.31	18
0.120	74-2	0.36	18
0.125	74-3	0.39	19
0.150	74-4	0.46	19
0.175	74-5	0.55	20
0.200	74-6	0.62	20
0.240	74-7	0.74	20
0.250	74-8	0.77	21
0.300	74-9	0.92	21
0.360	74-10	1.11	21
0.400	74-11	1.23	21
0.430	74-12	1.33	22
0.500	74-13	1.54	22
0.600	74-14	1.85	22
0.720	74-15	2.21	23
0.750	74-16	2.31	23
0.860	74-17	2.65	23
1.000	74-18	3.08	23
1.200	74-19	3.60	24
1.250	74-20	3.80	24
1.500	74-21	4.60	24
1.750	74-22	5.50	25
2.000	74-23	6.20	25
2.400	74-24	7.40	25
2.500	74-25	7.70	26
3.000	74-26	9.20	26
3.600	74-27	11.10	27
4.000	74-28	12.30	27
4.300	74-29	13.30	28
5.000	74-30	15.40	28
6.000	74-31	18.50	29
7.200	74-32	22.10	29
7.500	74-33	23.10	30
8.600	74-34	26.50	30
10.000	74-35	30.80	31
12.000	74-36	36.90	32
12.250	74-37	38.50	33
15.000	74-38	46.20	33
17.500	74-39	53.90	34
20.000	74-40	61.60	35

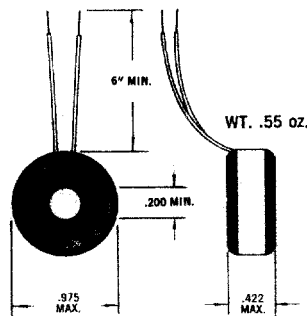
\* See page 4 for explanation of variations in DC resistance.



TOROTEL PRODUCTS INC./13402 South 71 Highway/Grandview, MO 64030/(816) 761-6314 TWX 910-777-7037

## TOROIDAL INDUCTORS

### TYPE U — Uncased

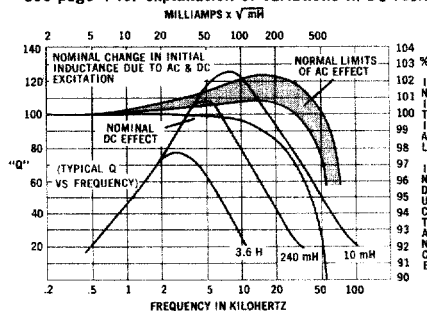


### CORE NO. 24

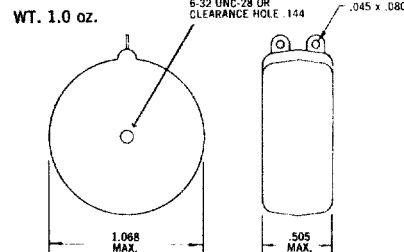
Recommended Frequency: Up to 20 KHz  
 Maximum Inductance: 12 H.  
 Special Core Stabilization: D, W, M, L.

Inductance ±1% (mH)	Part Number	Typical	
		DCR* (ohms)	Distributed Capacity (pf)
6.0	24-1	0.88	40
7.2	24-2	0.97	40
8.6	24-3	1.33	42
10.0	24-4	1.44	42
12.0	24-5	1.80	42
15.0	24-6	2.01	44
17.5	24-7	2.74	44
20.0	24-8	2.93	44
24.0	24-9	3.21	44
30.0	24-10	5.20	46
36.0	24-11	5.70	46
43.0	24-12	6.23	46
50.0	24-13	8.31	46
60.0	24-14	9.10	48
72.0	24-15	9.97	48
86.0	24-16	13.50	48
100.0	24-17	14.50	50
120.0	24-18	20.00	50
150.0	24-19	22.40	50
175.0	24-20	30.80	52
200.0	24-21	32.90	52
240.0	24-22	36.10	52
300.0	24-23	52.50	54
360.0	24-24	57.50	54
430.0	24-25	62.90	56
500.0	24-26	87.00	56
600.0	24-27	95.30	56
720.0	24-28	104.00	58
860.0	24-29	142.00	58
1.00 H	24-30	153.00	58
1.20 H	24-31	212.00	60
1.50 H	24-32	237.00	62
1.75 H	24-33	256.00	62
2.00 H	24-34	345.00	64
2.40 H	24-35	376.00	64
3.00 H	24-36	522.00	64
3.60 H	24-37	572.00	66
4.30 H	24-38	768.00	66
5.00 H	24-39	861.00	68
6.00 H	24-40	1150.00	68
7.20 H	24-41	1260.00	68
8.60 H	24-42	1740.00	70

\* See page 4 for explanation of variations in DC resistance.



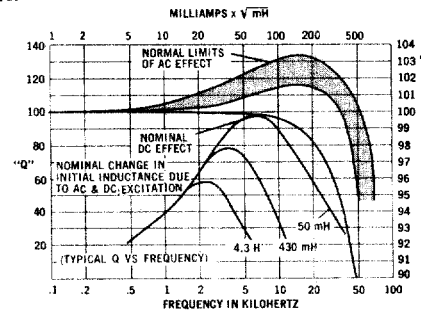
### TYPE P — Compression Molded



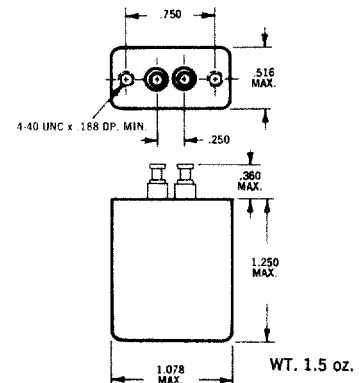
### CORE NO. 23

Recommended Frequency Up to 15 KHz.  
 Maximum Inductance: 15 H.  
 Special Core Stabilization: D, W, M, L.

Inductance ±1% (mH)	Part Number	Typical	
		DCR* (ohms)	Distributed Capacity (pf)
7.2	23-1	0.86	44
8.6	23-2	0.94	44
10.0	23-3	1.29	44
12.0	23-4	1.41	46
15.0	23-5	1.80	46
17.5	23-6	1.95	46
20.0	23-7	2.08	46
24.0	23-8	2.87	48
30.0	23-9	3.21	48
36.0	23-10	5.09	48
43.0	23-11	5.56	48
50.0	23-12	6.00	48
60.0	23-13	8.13	50
72.0	23-14	8.91	50
86.0	23-15	9.73	50
100.0	23-16	13.00	52
120.0	23-17	14.20	52
150.0	23-18	20.00	54
175.0	23-19	21.60	54
200.0	23-20	23.10	54
240.0	23-21	32.20	56
300.0	23-22	36.00	56
360.0	23-23	51.40	58
430.0	23-24	56.20	58
500.0	23-25	60.60	60
600.0	23-26	85.20	60
720.0	23-27	93.30	62
860.0	23-28	102.00	64
1.00 H	23-29	137.00	64
1.20 H	23-30	150.00	66
1.50 H	23-31	211.00	66
1.75 H	23-32	228.00	68
2.00 H	23-33	244.00	68
2.40 H	23-34	336.00	68
3.00 H	23-35	376.00	70
3.60 H	23-36	511.00	72
4.30 H	23-37	559.00	74
5.00 H	23-38	602.00	74
6.00 H	23-39	842.00	76
7.20 H	23-40	1130.00	78
8.60 H	23-41	1230.00	80
10.00 H	23-42	1680.00	82



### TYPE M — Metal Cased



### CORE NO. 21

Recommended Frequency: Up to 5 KHz.  
 Maximum Inductance: 20 H.  
 Special Core Stabilization: L.

Inductance ±1% (mH)	Part Number	Typical	
		DCR* (ohms)	Distributed Capacity (pf)
10.0	21-1	0.83	50
12.0	21-2	0.91	52
15.0	21-3	1.29	52
17.5	21-4	1.39	54
20.0	21-5	1.70	54
24.0	21-6	1.86	54
30.0	21-7	2.08	56
36.0	21-8	2.87	56
43.0	21-9	3.14	58
50.0	21-10	4.91	58
60.0	21-11	5.38	60
72.0	21-12	5.89	60
86.0	21-13	7.96	62
100.0	21-14	8.58	62
120.0	21-15	9.40	64
150.0	21-16	13.00	64
175.0	21-17	14.00	64
200.0	21-18	15.00	66
240.0	21-19	20.70	66
300.0	21-20	23.20	66
360.0	21-21	32.30	68
430.0	21-22	35.20	68
500.0	21-23	38.00	70
600.0	21-24	54.30	70
720.0	21-25	59.40	72
860.0	21-26	83.40	74
1.00 H	21-27	90.00	74
1.20 H	21-28	98.50	76
1.50 H	21-29	137.00	76
1.75 H	21-30	148.00	76
2.00 H	21-31	199.00	78
2.40 H	21-32	219.00	78
3.00 H	21-33	244.00	80
3.60 H	21-34	337.00	80
4.30 H	21-35	368.00	82
5.00 H	21-36	492.00	84
6.00 H	21-37	540.00	84
7.20 H	21-38	591.00	86
8.60 H	21-39	825.00	86
10.00 H	21-40	1090.00	88
12.00 H	21-41	1190.00	88
15.00 H	21-42	1680.00	90

