
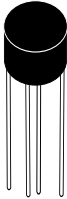
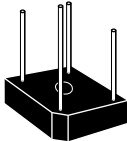


Bridge Rectifiers, Fast Recovery

Single Phase, Full Wave

1.0 to 35 Amperes


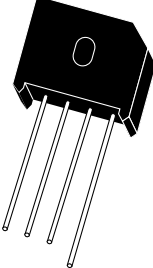
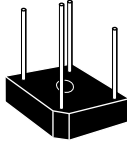

100 to 1000 Volts

| I_O (AMPS) | 1.0 | 1.5 | 2.0 | 3.0 |
|-------------------|--|--|-----------|---|
| @ T_A (°C) | 50 | 50 | 55 | 2.0 @ 25 |
| @ T_C (°C) | | | | 3.0 @ 50 |
| I_{FSM} (AMPS) | 50 | 50 | 60 | 50 |
| CASE |  DIP |  CASE A | |  CASE C |
| V_{RRM} (VOLTS) | | | | |
| 100 | CBR1F-D010 | CBR1F-010 | CBR2F-010 | CBR3F-P010 |
| 200 | CBR1F-D020 | CBR1F-020 | CBR2F-020 | CBR3F-P020 |
| 400 | CBR1F-D040 | CBR1F-040 | CBR2F-040 | CBR3F-P040 |
| 600 | CBR1F-D060 | CBR1F-060 | CBR2F-060 | CBR3F-P060 |
| 800 | CBR1F-D080 | CBR1F-080 | CBR2F-080 | CBR3F-P080 |
| 1000 | CBR1F-D100 | CBR1F-100 | CBR2F-100 | CBR3F-P100 |

| | | | | |
|---------------------------|-------------|-------------|-------------|-------------|
| V_F MAX @ I_F | 1.3V @ 1.0A | 1.3V @ 1.0A | 1.3V @ 2.0A | 1.3V @ 1.5A |
| I_R MAX @ V_{RRM} | 10 μ A | 10 μ A | 10 μ A | 10 μ A |
| t_{rr} (100V thru 400V) | 200ns | 200ns | 200ns | 200ns |
| t_{rr} (600V thru 800V) | 300ns | 300ns | 300ns | 300ns |
| t_{rr} (1000V) | 500ns | 500ns | 500ns | 500ns |

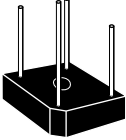
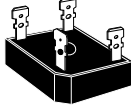
Bridge Rectifiers, Fast Recovery

(Continued)

| I_O (AMPS) | 4.0 | | 6.0 | | 8.0 |
|-------------------|--|---|---|---|-------------|
| @ T_A (°C) | 50 | 4.0 @ 25 | 50 | 50 | 50 |
| @ T_C (°C) | | 8.0 @ 100 | 100 | 50 | 100 |
| I_{FSM} (AMPS) | 200 | 300 | 150 | 250 | 300 |
| CASE |  CASE D |  CASE DM |  CASE CM |  CASE DM | |
| V_{RRM} (VOLTS) | | | | | |
| 100 | CBR4F-L010 | CBR4MF-L010 | CBR6F-010 | CBR6MF-L010 | CBR8MF-L010 |
| 200 | CBR4F-L020 | CBR4MF-L020 | CBR6F-020 | CBR6MF-L020 | CBR8MF-L020 |
| 400 | CBR4F-L040 | CBR4MF-L040 | CBR6F-040 | CBR6MF-L040 | CBR8MF-L040 |
| 600 | CBR4F-L060 | CBR4MF-L060 | CBR6F-060 | CBR6MF-L060 | CBR8MF-L060 |
| 800 | CBR4F-L080 | CBR4MF-L080 | CBR6F-080 | CBR6MF-L080 | CBR8MF-L080 |
| 1000 | CBR4F-L100 | CBR4MF-L100 | CBR6F-100 | CBR6MF-L100 | CBR8MF-L100 |

| | | | | | |
|---------------------------|-------------|-------------|-------------|-------------|-------------|
| V_F MAX @ I_F | 1.3V @ 3.0A | 1.3V @ 2.0A | 1.3V @ 3.0A | 1.3V @ 3.0A | 1.3V @ 4.0A |
| I_R MAX @ V_{RRM} | 10 μ A | 10 μ A | 10 μ A | 10 μ A | 10 μ A |
| t_{rr} (100V thru 400V) | 200ns | 200ns | 200ns | 200ns | 200ns |
| t_{rr} (600V thru 800V) | 300ns | 300ns | 300ns | 300ns | 300ns |
| t_{rr} (1000V) | 500ns | 500ns | 500ns | 500ns | 500ns |

Bridge Rectifiers, Fast Recovery (Continued)

| I_O (AMPS) | 10 | | 25 | 35 |
|-------------------|--|---|-------------|-------------|
| @ T_A (°C) | | | | |
| @ T_C (°C) | 100 | 60 | 60 | 60 |
| I_{FSM} (AMPS) | 150 | 300 | 350 | 400 |
| CASE |  CASE CM |  CASE FP | | |
| V_{RRM} (VOLTS) | | | | |
| 100 | CBR10F-J010 | CBR10F-010P | CBR25F-010P | CBR35F-010P |
| 200 | CBR10F-J020 | CBR10F-020P | CBR25F-020P | CBR35F-020P |
| 400 | CBR10F-J040 | CBR10F-040P | CBR25F-040P | CBR35F-040P |
| 600 | CBR10F-J060 | CBR10F-060P | CBR25F-060P | CBR35F-060P |
| 800 | CBR10F-J080 | | | |
| 1000 | CBR10F-J100 | | | |

| | | | | |
|---------------------------|-------------|-------------|--------------|--------------|
| V_F MAX @ I_F | 1.3V @ 5.0A | 1.3V @ 5.0A | 1.3V @ 12.5A | 1.3V @ 17.5A |
| I_R MAX @ V_{RRM} | 10 μ A | 10 μ A | 10 μ A | 10 μ A |
| t_{rr} (100V thru 400V) | 200ns | 200ns | 200ns | 200ns |
| t_{rr} (600V thru 800V) | 300ns | 300ns | 300ns | 300ns |
| t_{rr} (1000V) | 500ns | | | |