



AMP-LATCH | AMP-LATCH Universal Headers

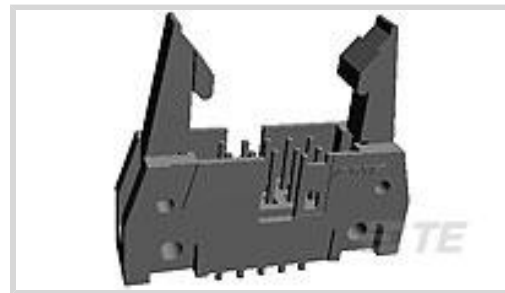
TE Internal #: 1-5111399-0

Ribbon Cable Connectors, Wire-to-Board, 50 Position, 2.54 mm [.1 in] Centerline, Vertical, Through Hole - Solder, 2 Row, AMP-LATCH Universal Headers

[View on TE.com >](#)

Connectors > PCB Connectors > Wire-to-Board Connectors > FFC, FPC & Ribbon Connectors > Ribbon Cable Connectors >

AMP-LATCH UNIVERSAL HEADERS



Connector System: **Wire-to-Board**

Number of Positions: **50**

Centerline (Pitch): **2.54 mm [.1 in]**

PCB Mount Retention: **Without**

PCB Mount Orientation: **Vertical**

[All AMP-LATCH UNIVERSAL HEADERS \(525\)](#)

Features

Product Type Features

Ribbon Cable Connector Header Type	Universal Ejection Pin Headers
Connector Mating Latch & Lock Type	Long
Connector Product Type	Connector Assembly
Connector System	Wire-to-Board
Connector & Housing Type	Plug
Connector & Contact Terminates To	Printed Circuit Board

Configuration Features

Number of Positions	50
PCB Mount Orientation	Vertical
Number of Rows	2

Electrical Characteristics

Insulation Resistance	5000 MΩ
Operating Voltage	250 VAC

Body Features

Primary Product Color	Red
Connector Profile	Standard



Contact Features

Mating Square Post Dimension	.64 mm[.025 in]
PCB Contact Termination Area Plating Material Thickness	2.54 μ m[100 μ in]
Contact Type	Pin
Contact Mating Area Plating Material Thickness	.76 μ m[30 μ in]
Contact Mating Area Plating Material	Gold
Contact Shape & Form	Square
PCB Contact Termination Area Plating Material	Tin
Contact Current Rating (Max)	1 A

Termination Features

Round Termination Post & Tail Diameter	.64 mm[.025 in]
Termination Post & Tail Length	2.79 mm[.11 in]
Termination Method to Printed Circuit Board	Through Hole - Solder

Mechanical Attachment

Mating Alignment	With
PCB Mount Alignment	Without
Panel Mount Feature	Without
PCB Mount Retention	Without
Mating Alignment Type	Center, Dual Polarizing Bar
Mating Retention	With
Mating Retention Type	Ejection Latch
Connector Mounting Type	Board Mount

Housing Features

Housing Material	PCT GF
Centerline (Pitch)	2.54 mm[.1 in]

Dimensions

Shrouded End Dimension	3.81 mm[.15 in]
Connector Length	82.8 mm[3.26 in]
Connector Height	8.64 mm[.548 in]
PCB Thickness (Recommended)	3.18 mm[.125 in]
Row-to-Row Spacing	2.54 mm[.1 in]

Usage Conditions



Housing Temperature Rating	High
----------------------------	------

Operating Temperature Range	-65 – 105 °C[-85 – 221 °F]
-----------------------------	----------------------------

Operation/Application

Circuit Application	Signal
---------------------	--------

Industry Standards

UL Flammability Rating	UL 94V-0
------------------------	----------

Packaging Features

Packaging Quantity	18
--------------------	----

Packaging Method	Tray
------------------	------

Other

Wire-to-Board Connector Comment	Mates with Receptacles
---------------------------------	------------------------

Product Compliance

[For compliance documentation, visit the product page on TE.com>](#)

EU RoHS Directive 2011/65/EU	Compliant
------------------------------	-----------

EU ELV Directive 2000/53/EC	Compliant
-----------------------------	-----------

China RoHS 2 Directive MIIT Order No 32, 2016	No Restricted Materials Above Threshold
---	---

EU REACH Regulation (EC) No. 1907/2006	Current ECHA Candidate List: JUNE 2023 (235) Candidate List Declared Against: JUNE 2023 (235) Does not contain REACH SVHC
--	---

Halogen Content	Not Low Halogen - contains Br or Cl > 900 ppm.
-----------------	--


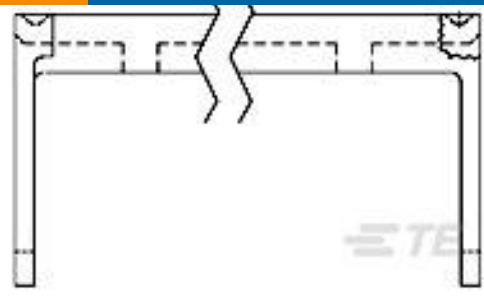







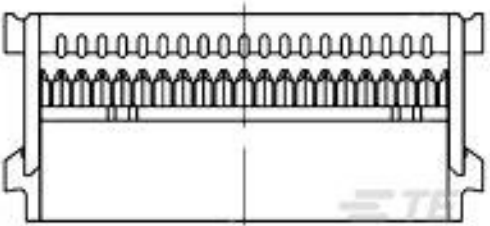
Solder Process Capability	Pin-in-Paste capable to 245°C
---------------------------	-------------------------------

Product Compliance Disclaimer

This information is provided based on reasonable inquiry of our suppliers and represents our current actual knowledge based on the information they provided. This information is subject to change. The part numbers that TE has identified as EU RoHS compliant have a maximum concentration of 0.1% by weight in homogenous materials for lead, hexavalent chromium, mercury, PBB, PBDE, DBP, BBP, DEHP, DIBP, and 0.01% for cadmium, or qualify for an exemption to these limits as defined in the Annexes of Directive 2011/65/EU (RoHS2). Finished electrical and electronic equipment products will be CE marked as required by Directive 2011/65/EU. Components may not be CE marked. Additionally, the part numbers that TE has identified as EU ELV compliant have a maximum concentration of 0.1% by weight in homogenous materials for lead, hexavalent chromium, and mercury, and 0.01% for cadmium, or qualify for an exemption to these limits as defined in the Annexes of Directive 2000/53/EC (ELV). Regarding the REACH Regulations, TE's information on SVHC in articles for this part number is still based on the European Chemical Agency (ECHA) 'Guidance on requirements for substances in articles' (Version: 2, April 2011), applying the 0.1% weight on weight concentration threshold at the finished product level. TE is aware of the European Court of Justice ruling of September 10th, 2015 also known as O5A (Once An Article Always An Article) stating that, in case of 'complex object', the threshold for a SVHC must be applied to both the

product as a whole and simultaneously to each of the articles forming part of its composition. TE has evaluated this ruling based on the new ECHA "Guidance on requirements for substances in articles" (June 2017, version 4.0) and will be updating its statements accordingly.

Compatible Parts

 <p>TE Part # 499252-4 050 STRAIN RELIEF A-L RCPT</p>	 <p>TE Part # 8-1437021-1 609-5031HD=FSKT IDC S 50 SR</p>	 <p>TE Part # 1-1658622-0 50 NOVO MIL/CTR 30DP, LEAD FREE</p>	 <p>TE Part # 1-1658620-0 50 NOVO MIL 15DP, LEAD FREE</p>
 <p>TE Part # 1-1658621-0 50 NOVO MIL/CTR 15DP, LEAD FREE</p>	 <p>TE Part # 1-1658623-0 50 NOVO MIL 30DP, LEAD FREE</p>	 <p>TE Part # 2-1658526-3 609-5030LF FEM SOCKET, LEAD FREE</p>	 <p>TE Part # 2-1658526-4 609-5041LF FEM SOCKET, LEAD FREE</p>
 <p>TE Part # 1-1658527-4 622-5030LF FEM SOCKET, LEAD FREE</p>	 <p>TE Part # 1-1658527-5 622-5041LF FEM SOCKET, LEAD FREE</p>	 <p>TE Part # 1658528-8 636-5041LF FEM SOCKET, LEAD FREE</p>	 <p>TE Part # 1-1658624-0 050 NOVO DUAL 30DP FT</p>
 <p>TE Part # 2-1658526-2 609-5001MLF FEM SCKT, LEAD FREE</p>	 <p>TE Part # 2-1658528-0 636-5030LF=FEM SKT BLADE POL 1</p>	 <p>TE Part # 1-1437025-2 622-5031=FSKT IDC S 50 SR</p>	 <p>TE Part # 6-1437028-8 636-5031=FEM SOKT 15 MICRO</p>

Also in the Series | **AMP-LATCH Universal Headers**


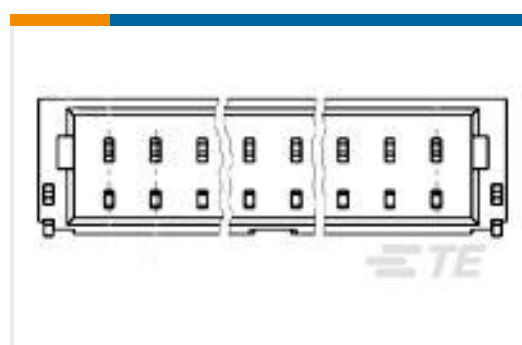


Ribbon Cable Connectors(525)



Ribbon Connector Accessories(13)

Customers Also Bought

TE Part #8-338728-4
MICROM. MOB SMD CONTE Part #3-1879134-1
RN 0603 20K5 0.1% 10PPM 1K RLTE Part #7-2176398-1
3502 1R0 5%TE Part #3-2176416-6
9W STD M/OX 5% 1K5TE Part #1-1734709-5
1.0 WTB HDR SR RA 15 POSTE Part #205714-7
37 PLUG SP/MS STDTE Part #1-964575-5
PCB RAHMEN 5PTE Part #109452-4
RING TONGUE 170 18-14 AWG PTPBR

Documents

Product Drawings

[A/L UNIV HDR 50P VERT LG LAT HT](#)

English

CAD Files

Customer View Model

[ENG_CVM_CVM_1-5111399-0_B.2d_dxf.zip](#)

English

[3D PDF](#)

3D

Customer View Model

[ENG_CVM_CVM_1-5111399-0_B.3d_igs.zip](#)

English

Customer View Model

[ENG_CVM_CVM_1-5111399-0_B.3d_stp.zip](#)

English

By downloading the CAD file I accept and agree to the [Terms and Conditions](#) of use.



Product Specifications

Product Specification

English