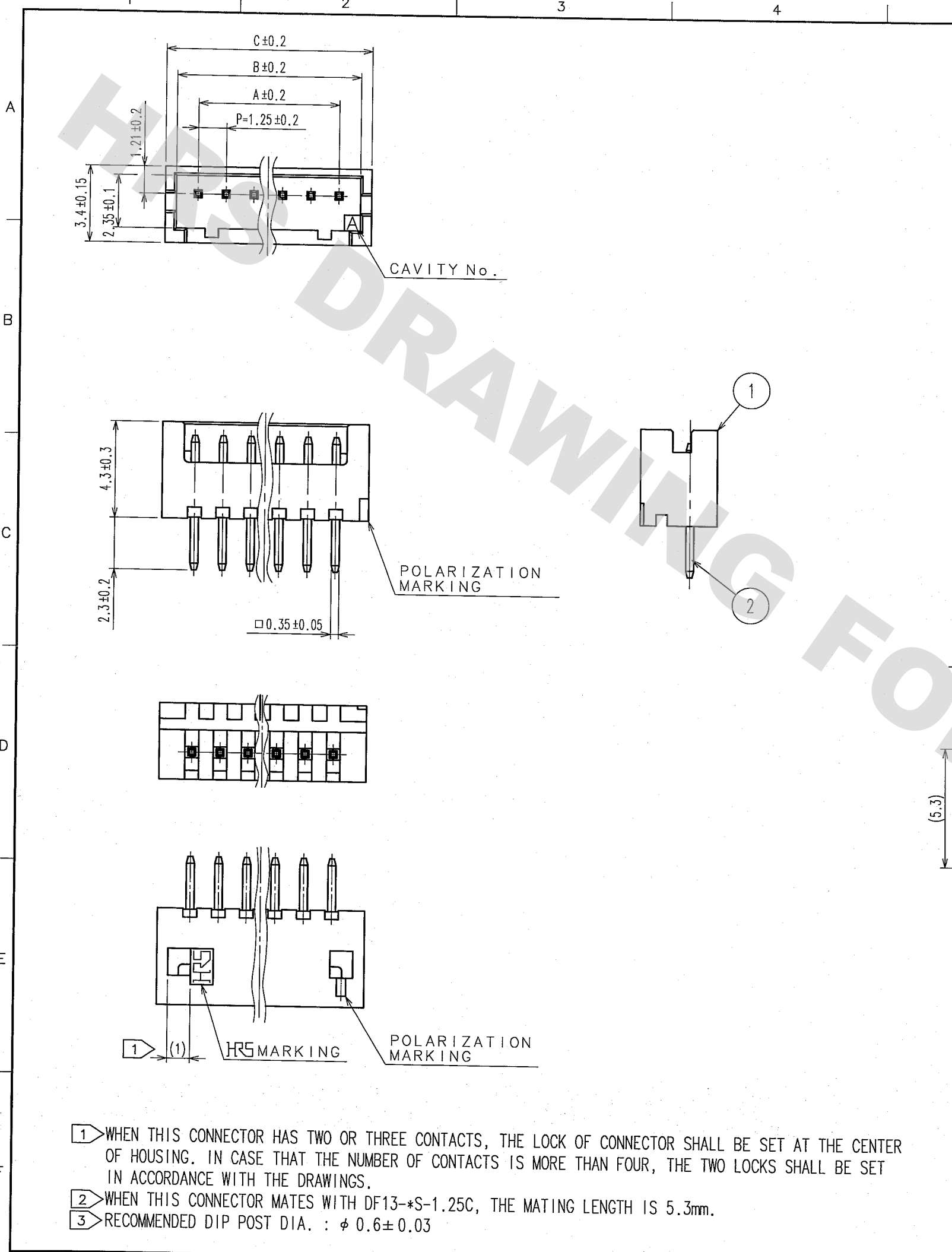


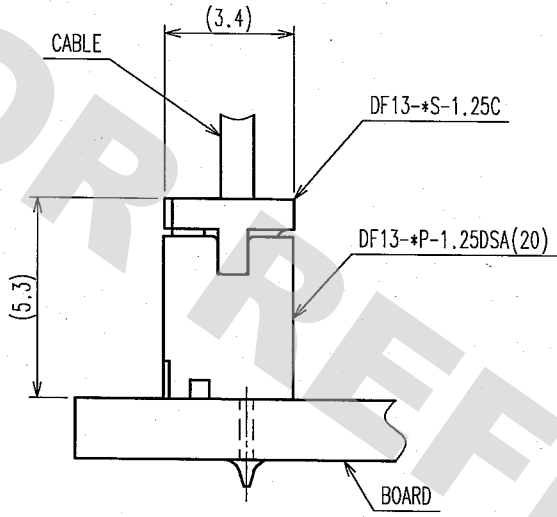
DRAWING FOR REFERENCE: This is subject to change without notice
08/11/2012



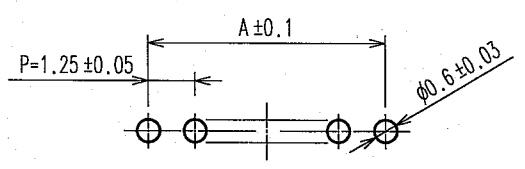
COUNT	DESCRIPTION OF REVISIONS	BY	CHKD	DATE	COUNT	DESCRIPTION OF REVISIONS	BY	CHKD	DATE

PART No.	CODE No.	NUMBER OF CONTACTS	A	B	C
DF13- 2P-1.25DSA(20)	CL536-0101-9-20	2	1.25	3.15	4.15
DF13- 3P-1.25DSA(20)	CL536-0102-1-20	3	2.5	4.4	5.4
DF13- 4P-1.25DSA(20)	CL536-0103-4-20	4	3.75	5.65	6.65
DF13- 5P-1.25DSA(20)	CL536-0104-7-20	5	5	6.9	7.9
DF13- 6P-1.25DSA(20)	CL536-0105-0-20	6	6.25	8.15	9.15
DF13- 7P-1.25DSA(20)	CL536-0106-2-20	7	7.5	9.4	10.4
DF13- 8P-1.25DSA(20)	CL536-0107-5-20	8	8.75	10.65	11.65
DF13- 9P-1.25DSA(20)	CL536-0108-8-20	9	10	11.9	12.9
DF13-10P-1.25DSA(20)	CL536-0109-0-20	10	11.25	13.15	14.15
DF13-11P-1.25DSA(20)	CL536-0110-0-20	11	12.5	14.4	15.4
DF13-12P-1.25DSA(20)	CL536-0111-2-20	12	13.75	15.65	16.65
DF13-13P-1.25DSA(20)	CL536-0112-5-20	13	15	16.9	17.9
DF13-14P-1.25DSA(20)	CL536-0113-8-20	14	16.25	18.15	19.15
DF13-15P-1.25DSA(20)	CL536-0114-0-20	15	17.5	19.4	20.4

2 APPLICATION FIGURE



3 RECOMMENDED PATTERN



2	BRASS	SURFACE:TIN PLATED 1μ m min.	4	STYRENIC-BASED ELASTOMERS	STOPPER, GREEN
1	POLYAMIDE	BEIGE(NATURAL), UL94V-0	3	PS	ELECTROSTATIC PROTECTION,CLEAR
NO.	MATERIAL	FINISH, REMARKS	NO.	MATERIAL	FINISH, REMARKS

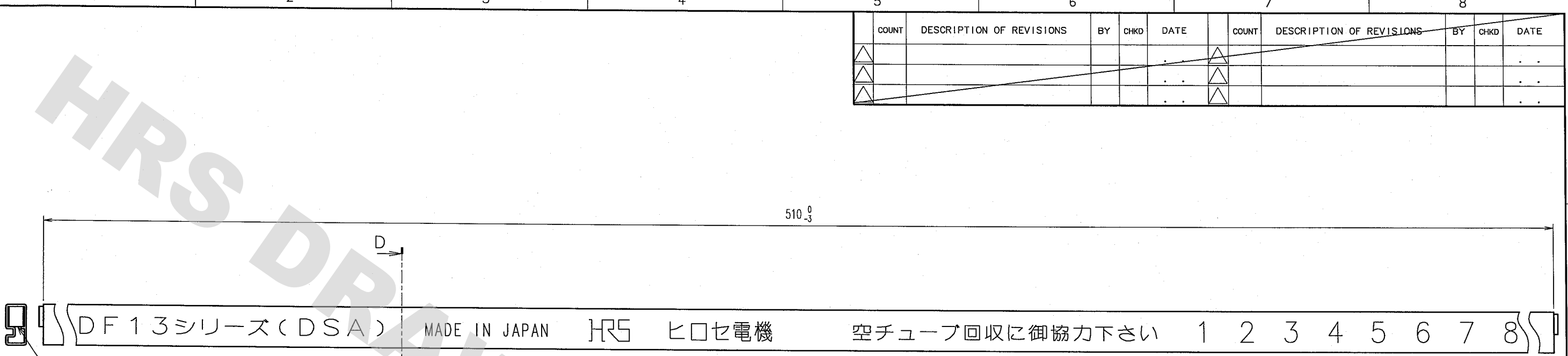
CODE NO. (OLD)	DRAWN	DESIGNED	CHECKED	APPROVED	RELEASED
	T. Kumazawa '05.11.16	T. Kumazawa '05.11.16	H. Umehara '05.11.16	T. Ono '05.11.16	

SCALE 5 : 1	DRAWING NO. EDC3-083673-05	PART NO. DF13-*P-1.25DSA(20)
UNITS mm	HRS HIROSE ELECTRIC CO., LTD	CODE NO. CL536-

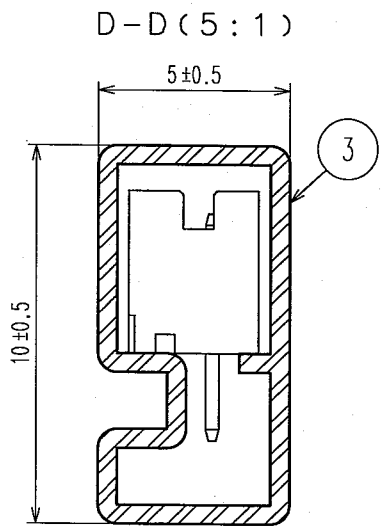
- 1 WHEN THIS CONNECTOR HAS TWO OR THREE CONTACTS, THE LOCK OF CONNECTOR SHALL BE SET AT THE CENTER OF HOUSING. IN CASE THAT THE NUMBER OF CONTACTS IS MORE THAN FOUR, THE TWO LOCKS SHALL BE SET IN ACCORDANCE WITH THE DRAWINGS.
- 2 WHEN THIS CONNECTOR MATES WITH DF13-*S-1.25C, THE MATING LENGTH IS 5.3mm.
- 3 RECOMMENDED DIP POST DIA. : φ 0.6±0.03

TO

COUNT	DESCRIPTION OF REVISIONS	BY	CHKD	DATE	COUNT	DESCRIPTION OF REVISIONS	BY	CHKD	DATE
△					△				
△					△				
△					△				



PART No.	CODE No.	NUMBER OF CONTACTS	QUANTITY OF CONNECTORS
DF13- 2P-1.25DSA(20)	CL536-0101-9-20	2	115
DF13- 3P-1.25DSA(20)	CL536-0102-1-20	3	89
DF13- 4P-1.25DSA(20)	CL536-0103-4-20	4	72
DF13- 5P-1.25DSA(20)	CL536-0104-7-20	5	61
DF13- 6P-1.25DSA(20)	CL536-0105-0-20	6	52
DF13- 7P-1.25DSA(20)	CL536-0106-2-20	7	46
DF13- 8P-1.25DSA(20)	CL536-0107-5-20	8	41
DF13- 9P-1.25DSA(20)	CL536-0108-8-20	9	37
DF13-10P-1.25DSA(20)	CL536-0109-0-20	10	34
DF13-11P-1.25DSA(20)	CL536-0110-0-20	11	31
DF13-12P-1.25DSA(20)	CL536-0111-2-20	12	29
DF13-13P-1.25DSA(20)	CL536-0112-5-20	13	27
DF13-14P-1.25DSA(20)	CL536-0113-8-20	14	25
DF13-15P-1.25DSA(20)	CL536-0114-0-20	15	23



NOTE4. MINIMUM UNIT OF PURCHASE SHALL BE THE QUANTITY OF CONNECTORS IN TUBE.

NO.	MATERIAL	FINISH, REMARKS	NO.	MATERIAL	FINISH, REMARKS
CODE NO. (OLD)			DRAWN	DESIGNED	CHECKED
			<i>T. Kumogawa</i>	<i>T. Kumogawa</i>	<i>H. Umezawa</i>
			'05.11.16	'05.11.16	'05.11.16
			APPROVED	RELEASED	
			<i>T. Ono</i>		
			'05.11.16		
DRAWING NO. EDC3-083673-05			PART NO. DF13-*P-1.25DSA(20)		
SCALE FREE			CODE NO. CL536-		
UNITS mm			2		

DRAWING FOR REFERENCE: This is subject to change without notice 08/11/2012

TO