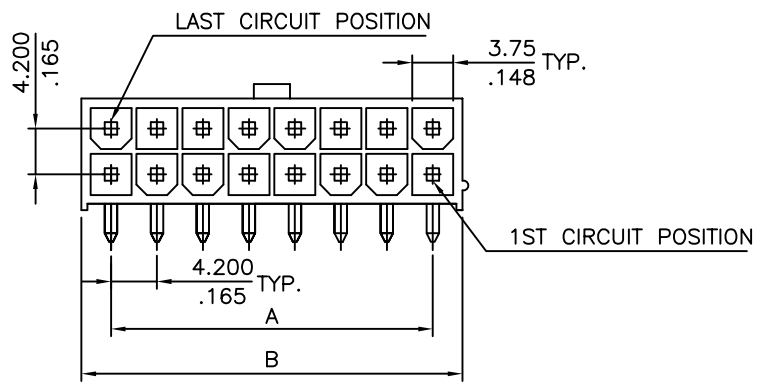


SIGN	DATE	DESCRIPTION	APPROVER
		<i>THIS IS CAD DRAWING, DO NOT REVISE MANUALLY!!!</i>	



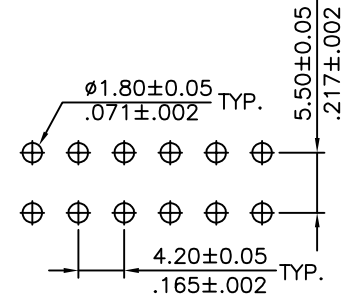
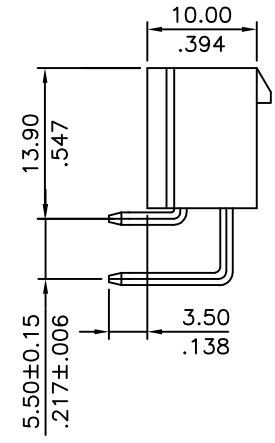
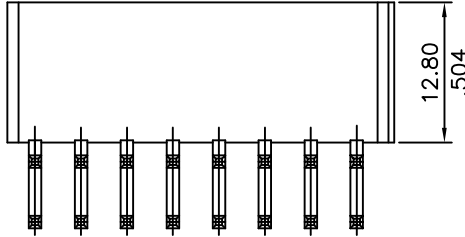
Material

- Body: Nylon 6T
- Color: Natural
- Contacts: Brass
- Plating: Tin over Nickel
- other options available, MOQ may be required

Electrical

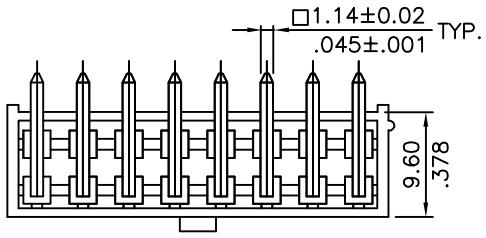
- Current: 9A max
- Voltage: 600V AC(r.m.s.)
- Dielectric Withstanding: 1500 VAC for one minute
- Insulation Resistance: >1000 MΩ
- Contact Resistance: <10 mΩ
- Operating Temperature: -25°C ~ 85°C

RoHS Compliant



Recommended P.C. Board Layout

Circuits	Dimension	
	A	B
02		6.0(.236)
04	4.2(.165)	10.2(.402)
06	8.4(.331)	14.4(.567)
08	12.6(.496)	18.6(.732)
10	16.8(.661)	22.8(.898)
12	21.0(.827)	27.0(1.063)
14	25.2(.992)	31.2(1.228)
16	29.4(1.157)	35.4(1.394)
18	33.6(1.322)	39.6(1.559)
20	37.8(1.487)	43.8(1.724)
22	42.0(1.652)	48.0(1.890)
24	46.2(1.817)	52.2(2.055)



THESE DRAWINGS AND SPECIFICATIONS ARE THE PROPERTY OF ON-SHORE TECHNOLOGY, INC. AND SHALL NOT BE REPRODUCED, COPIED OR USED IN ANY MANNER WITHOUT THE PRIOR WRITTEN CONSENT OF ON-SHORE TECHNOLOGY, INC.



TITLE				420B2R Series - 4.2mm latch'n lock, dual row housing, right/angle					
PART NO.		420B2RXX00		XX - circuits		DWG NO.		420B2RXX00.DWG	
APPROVED		CHECKED	DESIGNED	DRAWN		4050			
Shi Jun 2003.04.07		Marvin 2003.04.07	Marvin 2003.04.07	Marvin 2003.04.07		Tolerance		X.X ±0.38/.015 X.XX ±0.25/.010 X.XXX ±0.10/.004 X* ±1°	
SHEET: 01/01						REV: A			