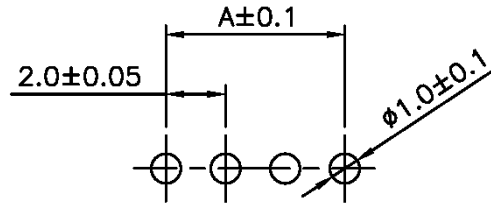
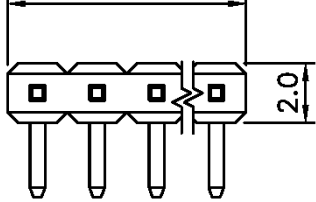


1P-10P B±0.15
 11P-20P B±0.25
 21P-40P B±0.35

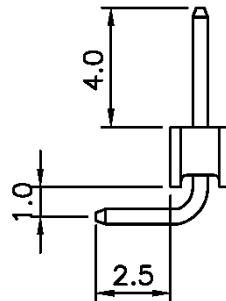
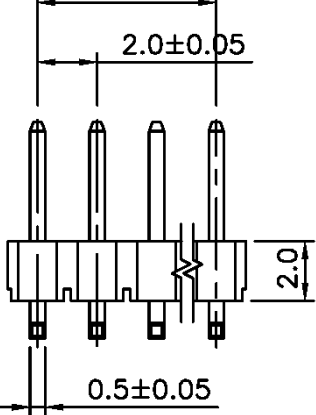


Recommended PCB Layout

SPECIFICATIONS

Current rating: 1 amp AC/DC
 Contact material: Brass
 Contact plating: Gold
 Contact resistance: 20 milliohms max.
 Housing material: PBT, UL94V-0
 Insulation resistance: 5,000 megohms min.
 Withstanding: 500VAC for 1 min.
 Temperature range: -40°C to +105°C
 Quantity: 1,000 pcs/bag

1P-10P A±0.1
 11P-20P A±0.2
 21P-40P A±0.3



Dimensions					
Pos.	A	B	Pos.	A	B
1	—	2.20	21	40.00	42.20
2	2.00	4.20	22	42.00	44.20
3	4.00	6.20	23	44.00	46.20
4	6.00	8.20	24	46.00	48.20
5	8.00	10.20	25	48.00	50.20
6	10.00	12.20	26	50.00	52.20
7	12.00	14.20	27	52.00	54.20
8	14.00	16.20	28	54.00	56.20
9	16.00	18.20	29	56.00	58.20
10	18.00	20.20	30	58.00	60.20
11	20.00	22.20	31	60.00	62.20
12	22.00	24.20	32	62.00	64.20
13	24.00	26.20	33	64.00	66.20
14	26.00	28.20	34	66.00	68.20
15	28.00	30.20	35	68.00	70.20
16	30.00	32.20	36	70.00	72.20
17	32.00	34.20	37	72.00	74.20
18	34.00	36.20	38	74.00	76.20
19	36.00	38.20	39	76.00	78.20
20	38.00	40.20	40	78.00	80.20

RoHS compliant

Rev.	Description	Date	Approved	Drawing	Name	Date
				Approved	Howard	07/11/07
				Checked	Lizzy	07/11/07
				Drawn	Tina	07/11/07
				0.0 ± 0.35	0.00 ± 0.20	Angles ± 3'
				UNIT: mm		

Central Components Manufacturing
 440 Lincoln Blvd., Middlesex, New Jersey 08846
 Phone 732 469-5720 888 288-5152 Fax 732 469-1919

Part No.: **JS-1126WR-XX**

Description: Mini latch header, 2.00mm pitch, right angle, single row