

PRODUCT NUMBER  
77313-YXX-XXLF

PLATING SEE SHEET 2

PIN STYLE SEE SHEET 2

RoHS COMPATIBLE  
SEE NOTE 7

TOTAL NB OF POSITIONS 04 TO 72

OPTION LETTERS : NOTE 8

PRODUCT NUMBER (BERGSTRIK PACKAGING)  
77313-YXX-OOLF

PLATING \_\_\_\_\_

INDICATES THE PRODUCT IS RoHS COMPATIBLE, SEE NOTE 6

POSITIONS PER REEL : 00=45,000 (BERGSTRIK)

1= 0.76µm GOLD/GXT ON CONTACT AREA, 2µm TIN MIN ON TAILS

8= 0.38µm GOLD/GXT ON CONTACT AREA, 2µm TIN MIN ON TAILS

4= 2.0µm TIN MIN FULL PLATED

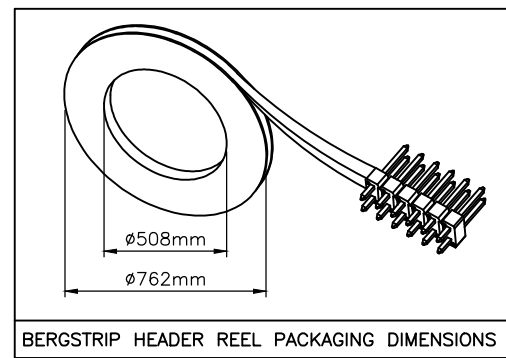
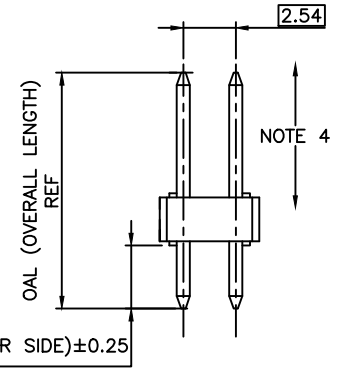
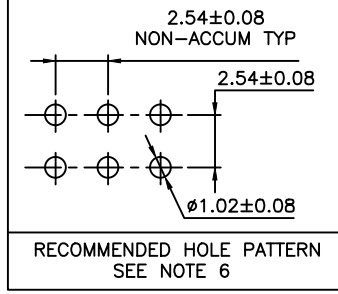
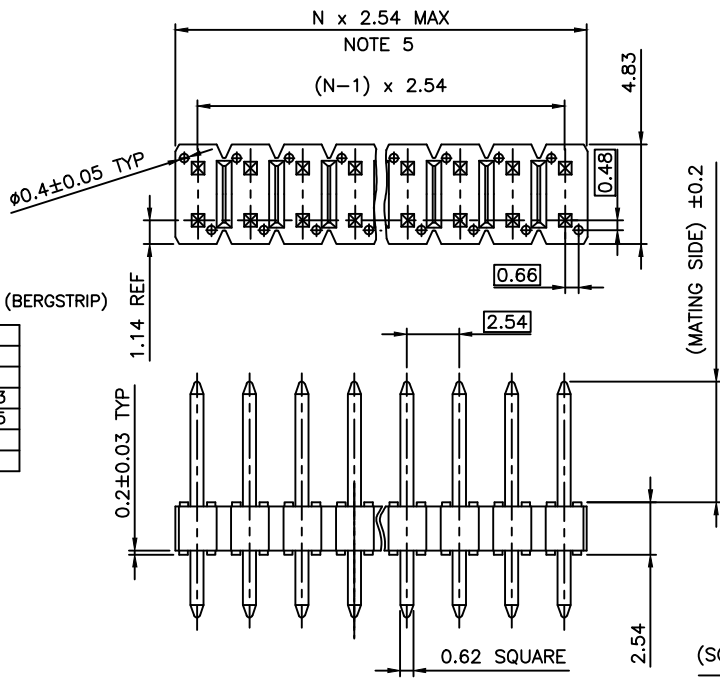
1.27µm NICKEL MIN UNDERLAYER FOR ALL PLATING VERSIONS

PIN STYLE	MATING	SOLDER	OAL
01	5.84	2.41	10.8
02	5.84	3.42	11.8
18	5.84	3.05	11.43
22	7.75	3.05	13.35
24	6.75	2.9	12.2
27	6.6	2.66	11.8

NOTES:

- HOUSING MAT'L : HIGH TEMPERATURE THERMOPLASTIC. UL94V-0 COLOR: BLACK
- PIN MATERIAL : PHOSPHOR BRONZE
- BERGSTIK PRODUCT PACKAGED IN POLY BAGS. BERGSTRIK PRODUCT PACKAGED PER REELS.
- 9N MIN RETENTION IN EITHER DIRECTION
- TO DETERMINE DIMENSIONS :  
N = NUMBER OF POSITIONS PER ROW  
EXAMPLE : 8 POS N x 2.54 = 20.32mm
- FOR PIN IN PASTE SOLDERING APPLICATION :  
FINISHED PLATED HOLE Ø1.02-Ø1.06  
LAND Ø1.45 MAX
- RoHS COMPATIBLE PRODUCT SPECIFICATIONS
  - PLATING:
    - "LF" MEANS THE PRODUCT IS LEAD-FREE, 2µm MINIMUM MATTE TIN OVER 1.27µm MINIMUM NICKEL UNDERPLATE
  - MANUFACTURING PROCESS COMPATIBILITY
    - THE HOUSING WILL WITHSTAND EXPOSURE TO 260°C ±5°C SOLDER BATH TEMPERATURE FOR 5 SECONDS IN A WAVE SOLDER APPLICATION WITH A 1.6mm MIN THICK CIRCUIT BOARD
  - LABELING:
    - MEETS PACKAGING SPECS AS PER GS-14-920
  - LEGAL STATEMENT: SEE GS-47-0004

8. OPTIONS :
- = POLYBAG PACK
  - "A" = TAPE & REEL WITH CAP, AS AVAILABLE
  - "T" = STANDARD TUBE PACKAGING
  - "V" = BLIBOX PACK FOR CUSTOMER DEDICATED PART
  - "AV" = TAPE & REEL WITH CAP FOR CUSTOMER DEDICATED PART
  - "KV" = TAPE & REEL WITHOUT CAP FOR CUSTOMER DEDICATED PART
  - "TV" = TUBE WITHOUT CAP FOR CUSTOMER DEDICATED PART
  - "R" = RETENTION FEATURE PAGE 2
- IF RETENTION FEATURE "R" AND TUBE PACKAGING "T" ARE BOTH REQUIRED  
OPTIONAL LETTER "R" WILL APPEAR INSTEAD OF THE FIRST DASH  
EXAMPLE : 77313R118T40LF



mat'l. code SEE NOTES		surface ISO 1302 ✓		tolerance ISO 406 ISO 1101		projection mm		product family BERGSTIK	
ltr ecn no dr date		tolerances unless otherwise specified		.x ±0.3		mm		title UNSHR.HEADER STR DR TMT	
BX F-21455 AMA 15.07.20		angles		.xxx ±0.15		scale 5:1		dwg no 77313	
BY F-22805 BVE 15.11.24		Linear		.xxx ±0.05		FCJ		sheet 1 of 3 size A3	
CA F-23186 AMA 16.02.01		dr		D.LE		01.01.24		type CUSTOMER Drawing	
BU B-19886 BVE 15.01.05		enrg		JM.C		01.01.24			
BV B-20321 AMA 15.01.26		chr		JM.C		01.01.24			
BW B-20596 AMA 15.03.30		appd		JCO		01.01.24			
sheet revision CA BK A		index sheet 1 2 3							

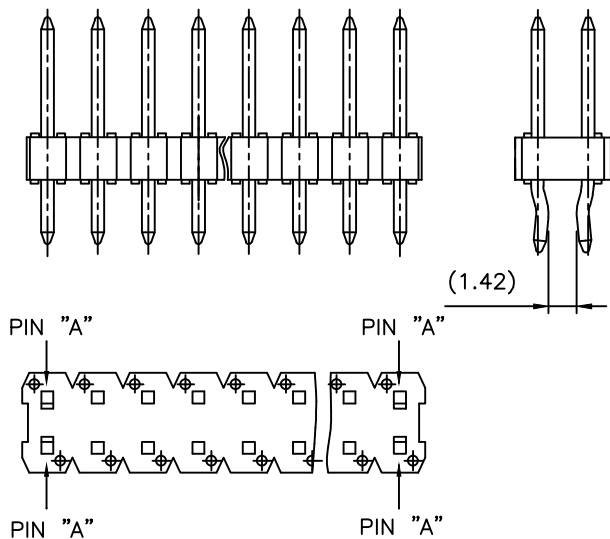


Copyright FCI

PLATING

- 1 = 0.76µm GOLD/GXT ON CONTACT AREA, 2µm TIN MIN ON TAIL
- 4 = 2µm TIN MIN FULL PLATED
- 5 = 0.25µm GOLD/GXT ON CONTACT AREA, 2µm TIN MIN ON TAIL
- 8 = 0.38µm GOLD/GXT ON CONTACT AREA, 2µm TIN MIN ON TAIL
- G = 0.76µm FULL GXT
- S = 0.38µm FULL GXT
- T = 2µm TIN MIN FULL PLATED INCLUDED PIN TYP
- 1.27µm NICKEL MIN UNDERLAYER FOR ALL PLATING VERSIONS

RETENTION OPTION



PRODUCTS SPECIFICATIONS			
PIN STYLE	MATING	SOLDER	OAL
01	5.84	2.41	10.8
02	5.84	3.42	11.8
03	5.72	5.09	13.35
04	5.72	7.64	15.90
15	8.51	2.55	13.6
18	5.84	3.05	11.43
19	12.83	3.03	18.4
20	15.37	3.04	20.95
22	7.75	3.05	13.35
24	6.75	2.9	12.2
27	6.6	2.65	11.8
29	17.46	3.50	23.5
38	5.84	3.82	12.20
46	8.08	2.98	13.6
52	9.5	3.05	15.09
57	8.46	3.05	14.05
58	14.47	3.05	20.06
83	20.46	3.0	26.0
85	10.5	2.9	15.9
87	6.98	3.05	12.57

PRODUCTS SPECIFICATIONS			
PIN STYLE	MATING	SOLDER	OAL
89	6.93	5.00	14.47
90	6.75	4.05	13.34
91	5.60	10.21	18.4
92	5.65	12.76	20.95
93	6.00	4.81	13.35
94	9.65	2.90	15.09
95	8.90	3.60	15.09
96	20.83	3.05	26.42
97	14.70	3.70	20.95
98	6.00	6.00	14.47
99	8.05	2.25	12.8
AA	11.90	3.30	17.70
AB	7.00	1.50	11.00
AC	N/A		
AD	8.51	10.59	21.64
AE	3.30	3.30	9.14
AF	N/A		
AG	4.79	3.00	10.33
AH	2.67	3.43	8.64
AJ	8.00	8.00	18.54
AK	7.00	7.00	16.54
AL	5.90	1.60	10.05
AM	12.06	2.60	17.20
AN	11.50	1.90	15.94
AP	14.00	2.20	18.70
AR	8.96	2.10	13.60
AS	8.08	2.72	13.37

NOTES:

1. PART NUMBER 77313-YXXRXXLF
2. 4 PINS "A" USED FOR RETENTION  
DIRECTION OF RETENTION SHOWN BY ARROWS  
PIN "A" AT EACH END OF HEADER.
3. FOR RETENTION OPTION , SOLDER TAIL LENGTH TO BE  
2.9 MIN UP TO 3.5 MAX.

mat'l. code		surface ISO 1302 <input checked="" type="checkbox"/> ISO 406 ISO 1101		tolerance tolerances unless otherwise specified		projection mm		product family BERGSTIK	
ltr	ecn no	dr	date	angles	Linear	mm		title UNSHR.HEADER STR DR TMT	
BE	B-18917	LMU	14.09.26			scale N/A		dwg no 77313	
BF	B-19782	AMA	14.12.18					sheet 2 of - size A3	
BG	B-20321	AMA	15.01.26					type CUSTOMER Drawing	
BH	B-20596	AMA	15.03.30	dr	D.LE	01.01.24			
BJ	F-21455	AMA	15.07.20	enr	JM.C	01.01.24			
BK	F-22605	BVE	15.11.24	chr	JM.C	01.01.24			
				appd	JF.N	01.01.24			
sheet index	revision sheet								

PRODUCTS SPECIFICATIONS

PIN STYLE	MATING	SOLDER	OAL
AT	5.84	7.20	15.57
AU	10.95	3.05	16.55
AV	8.08	4.32	14.96
AW	8.08	3.81	14.43
AX	6.40	3.09	12.05
AY	5.08	2.79	10.40
BA	8.97	2.79	14.05
BB	6.48	3.05	12.05
BC	11.85	4.04	18.40



Copyright FCI

mat'l. code		surface		tolerance		projection		product family	
		ISO 1302 <input checked="" type="checkbox"/>		ISO 406 ISO 1101				BERGSTIK	
ltr	ecn no	dr	date	tolerances unless otherwise specified				title	
A	F-22605	BVE	15.11.24	angles	linear	mm		UNSHR.HEADER STR DR TMT	
						scale N/A		dwg no	
				dr D.LE 01.01.24				sheet 3 of - size	
				enr JM.C 01.01.24				77313 A3	
				chr JM.C 01.01.24				type CUSTOMER Drawing	
				appd JF.N 01.01.24					
sheet index	revision sheet								