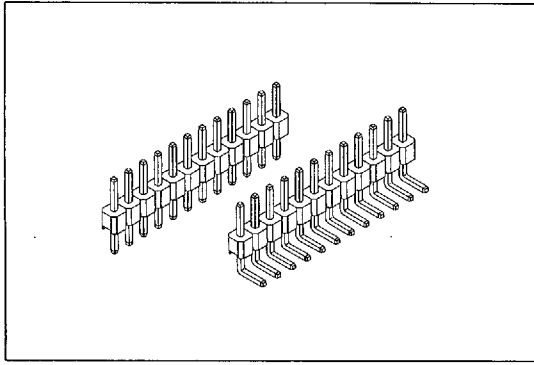


# 2112 SERIES

## PIN HEADER 2.0mm(0.079")



### Material:

Housing: 30% Glass filled PBT UL94V-0.

Contacts: Brass

Plating: Gold plated:  $5\mu''$  over  $50\mu''$  nickel.

Tin plated:  $150\mu''$  over  $70\mu''$  nickel.

### Electrical Characteristics:

Current Rating: 1 AMP

Insulator Resistance:  $5000M \Omega$  min. at DC 500V

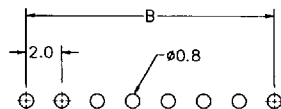
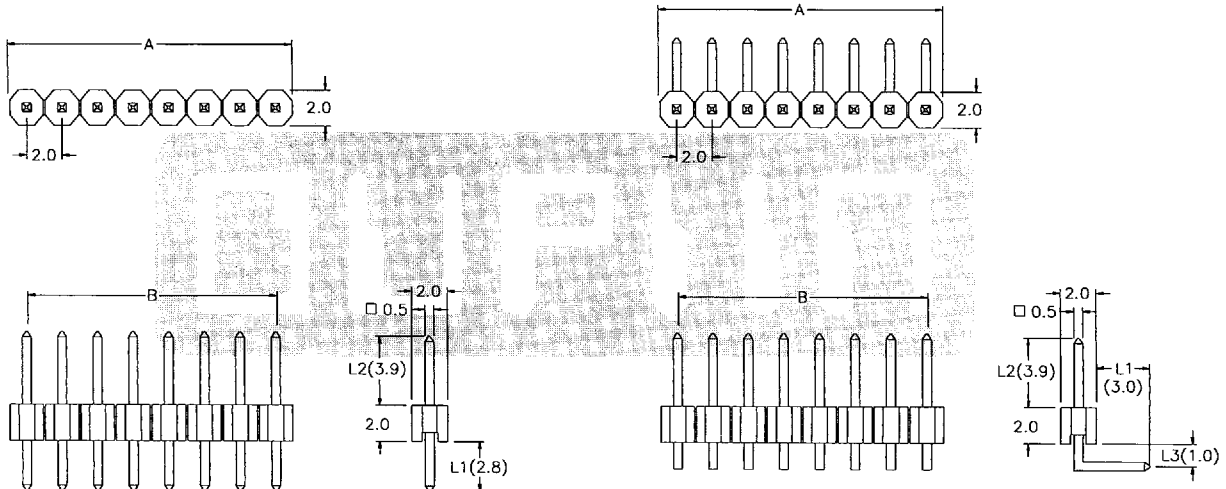
Contact Resistance:  $20m \Omega$  max. at DC 100mA

Operating Temperature:  $-55^{\circ}C \sim +105^{\circ}C$

### Features:

- \* Low Profile 2.00mm (0.079").
- \* Available in Straight and Right angle.
- \* Side-to-side and end-to-end stackable.
- \* Custom design provides wide products flexibility.

Notes with: 1101,2106,2141,2142,2143,2148.



P.C. Board Layout

Position	2 Thru 40
Dimension	
A	2.0 X No. of Positions
B	2.0 X No. of Positions -2.0

## Ordering information

2112-1 X 40 G S  
 Series Single Row No. of Pin Per Row G: Gold Plated T: Tin Plated S: Straight R: Right Angle

Custom Design: Straight (i.e. 2112-1 X 40 G S / L1 / L2)  
 Right Angle (i.e. 2112-1 X 40 G R/ L1/ L2 /L3)

L1: Dip Length  
 L2: Mating length  
 L3: Extended Length (Currently only 1.00mm available.)