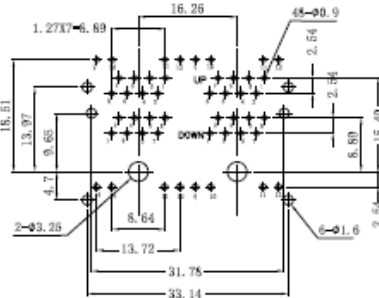
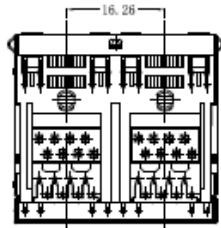


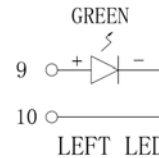
SPECIFICATIONS

Voltage Rating: 125 VAC RMS
 Current Rating: 1.5 AMP
 Contact Resistance: 50 Milliohms Max.
 Insulation Resistance: 500 Megohms Min @ 500V DC
 Withstanding: 1000V AC RMS 50V DC
 Durability: 750 Cycles Min
 PCB Retention: (pre solder) 1 Lb Min
 Housing Material: Glass Filled Polyester, UL94V-0
 Contact Material: Phosphor Bronze, Ø0.46mm
 Plating: Gold Plating over Nickel
 Shield: 0.23 thick Copper Alloy w/ Nickel Plating
 Gold Plating: See Table
 Storage Temp: -40C ~ +85C
 Operating Temp: -40C ~ +85C

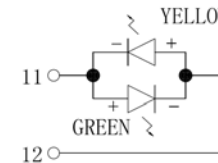
LED Color Codes	
Code	LED
R	Red
G	Green
Y	Yellow
O	Orange
A	Amber
D	Red/Green
E	Red/Yellow
W	Yellow/Green
P	Orange/Green
K	Blank



SUGGESTED PCB LAYOUT (TOP VIEW)



LEFT LED



RIGHT LED

Series	Positions	Ports	Body Style	LED	Contacts	Color	Plating	Options
SGCTJ	0X	X	E27011	LXX	X	BK	PX	XX
Stacked ganged modular jack	6, 8	2-10	Type E27011	(omitted)=no LED Left then right LED (see chart)	4, 6, 8	BK=Black	P0=6µ" P1=15µ" P2=30µ" P3=50µ"	[blank]=None SX=Full Shield X; No. of Panel Grounds

RoHS compliant

Rev.	Description	Date	Approved	Drawing	Name	Date
				Approved	Howard	11/23/12
				Checked	Lizzy	11/23/12
				Drawn	Tina	11/23/12
				0.0 ± 0.35	0.00 ± 0.20	Angles ± 3'
				UNIT: mm		

Central Components Manufacturing
 440 Lincoln Blvd., Middlesex, New Jersey 08846
 Phone 732 469-5720 888 288-5152 Fax 732 469-1919

Part No.: **SGCTJ-08-4-E27011LGW-8-BK-PX-S5**

Description: Ganged stacked modular jack, 2x2 with LEDs.

G

G