

2mm BOARD MOUNT SOCKET (Square Tail, Elevated)

FEATURES

- Self-mating for thru-board stacking without headers
- Standard and TAILORED heights available
- High temperature plastic is SMT compatible
- Designated sizes meet the PC/104-Plus standard
- Mates with Crane's PGM, LPGM, MPGM and DPGM Headers

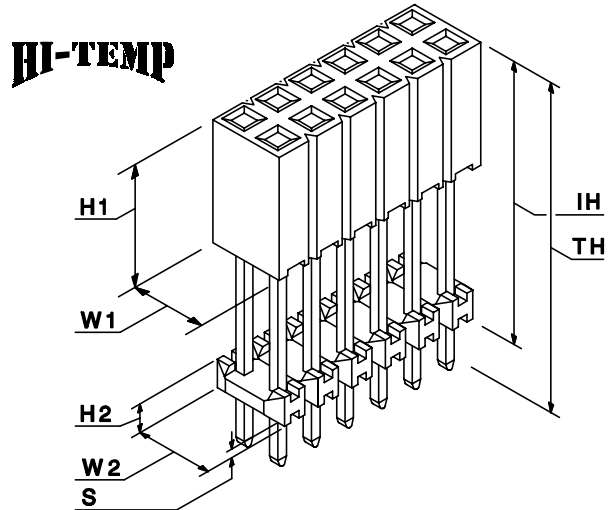
STANDARD PART DIMENSIONS

INSULATOR BODY (TOP)		DUAL ROW	QUAD ROW
W1	WIDTH	4,0mm / 0.157"	8,0mm / 0.315"
H1	HEIGHT	6,35mm / 0.250"	6,35mm / 0.250"
INSULATOR BODY (BOTTOM)		DUAL ROW	QUAD ROW
W2	WIDTH	4,0mm / 0.157"	8,0mm / 0.315"
H2	HEIGHT	1,5mm / 0.059"	1,5mm / 0.059"
S	STANDOFF	0,2mm / 0.008"	0,2mm / 0.008"
OVERALL HEIGHT		DUAL ROW	QUAD ROW
TH	TOTAL	Please refer to the chart on the next page for a partial listing of options.	
IH	INSTALLED		
MATERIALS			
INSULATOR BODY		High Temperature Plastic (UL94V-O)	
CONTACT		Phosphor Bronze	

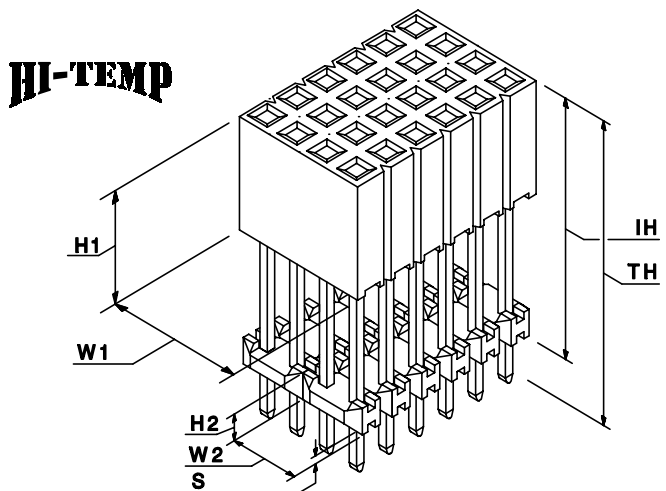
See SPECIFICATIONS and PERFORMANCE DATA for more detail

Features TUNING FORK contacts and SQUARE TAILS for self-mating applications like PC/104-Plus.

DUAL ROW (4 to 100 Positions)



QUAD ROW (8 to 200 Positions)



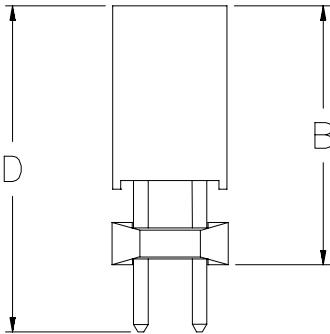
SAMPLE HOTLINE: 1-800-676-7644

**2,00mm (0.079 in.) Centers
To Mate With 0,50mm (0.020 in.)
Square Posts**

HOW TO ORDER CRANE'S MAMT SERIES

STANDARD PART NUMBER

				-			--		
PRODUCT SERIES	MAMT								
NUMBER OF POSITIONS	DUAL	04-100							
	QUAD	08-200							
NUMBER OF ROWS	DUAL		D						
	QUAD		Q						
TYPE OF SOCKET	STRAIGHT			S					
CONTACT PLATING (See Specification Sheet)	CHOOSE G, or C, H, F								
	NOTE: Some platings may be subject to minimums								
TAIL STYLE	SQUARE	0,50mm / 0.020" SQ					Q		
	KINKED	0,50mm / 0.020" SQ					K		

SELECTED OPTIONS Many other sizes are available. Please contact the factory and give us your EXACT requirements.	PARTIAL LISTING OF PARTS AVAILABLE		B	H
	INSTALLED HEIGHT "B"	TOTAL HEIGHT "D"		
	7,8mm (0.310") = B	11,4mm (0.450") = H	B	H
	8,9mm (0.350") = D	11,4mm (0.450") = H	D	H
	** 9,4mm (0.368") = E	11,4mm (0.458") = H	E	H
	** 9,4mm (0.368") = E	21,4mm (0.840") = U	E	U
	10,2mm (0.400") = G	15,4mm (0.605") = N	G	N
	11,4mm (0.450") = H	15,4mm (0.605") = N	H	N
	11,4mm (0.450") = H	21,4mm (0.840") = U	H	U
	12,1mm (0.475") = I	15,4mm (0.605") = N	I	N
	12,1mm (0.500") = J	15,4mm (0.605") = N	J	N
	16,5mm (0.650") = P	21,4mm (0.840") = U	P	U
	18,4mm (0.725") = S	21,4mm (0.840") = U	S	U
	22,2mm (0.875") = W	25,4mm (1.000") = Z	W	Z

** These parts conform to the dimensions of the PC/104-Plus standard.

CRANE CONNECTORS - PLATING SPECIFICATIONS

PLATING OPTIONS		CONTACT AREA Inches (Millimeters)	PC TAIL Inches (Millimeters)	UNDERPLATE Inches (Millimeters)
G	Selective	15 μ l" (0,00038) Gold	100 μ l" (0,00254) Tin/Lead - Min	50 μ l" (0,00127) Nickel - Min.
C	Gold	15 μ l" (0,00038) Gold	3 μ l" (0,00008) Gold	50 μ l" (0,00127) Nickel - Min.
T	Tin / Lead	100 μ l" (0,00254) Tin / Lead	100 μ l" (0,00254) Tin/Lead - Min	50 μ l" (0,00127) Nickel - Min.
M	Selective	50 μ l" (0,00127) Gold	100 μ l" (0,00254) Tin/Lead - Min	50 μ l" (0,00127) Nickel - Min.
H	Selective	30 μ l" (0,00076) Gold	100 μ l" (0,00254) Tin/Lead - Min	50 μ l" (0,00127) Nickel - Min.
L	Selective	10 μ l" (0,00025) Gold	100 μ l" (0,00254) Tin/Lead - Min	50 μ l" (0,00127) Nickel - Min.
F	Selective	3 μ l" (0,00008) Gold	100 μ l" (0,00254) Tin/Lead - Min	50 μ l" (0,00127) Nickel - Min.

STANDARDS

ISO9001



Crane Connectors
File No. A-3620

Registered by UL to ISO9001 under UL's accreditation by Raad voor de Certificatie (RvC), the Dutch Council for Certification.

ENGINEERING NOTE: The information presented in this catalog page is accurate to the best of our knowledge. Due to ongoing efforts to advance design and material performance, the information is subject to change without notice.

SAMPLE HOTLINE: 1-800-676-7644

CRANE CONNECTORS • 4700 Smith Road • Cincinnati, Ohio 45212 USA • E-mail Address: info@craneconnectors.com
Phone: (513) 631-4700 • Fax (513) 631-5700 • Toll Free US (800) 676-7644 • Canada (800) 420-7310