


Vertical Mount Quad Beam Connectors



Features:

- Interchangeable with connectors of similar design.
- Special design insures high reliability and performance through 2 points of contact.
- Tapered design and centralization of mating pin and beam provides the most desired positioning and optimum connection.
- Mates with .025" (.65 mm) square or round pin.
- Consult factory for specifications.

Contact:

Phosphor Bronze. Consult factory for other materials.

Plating:

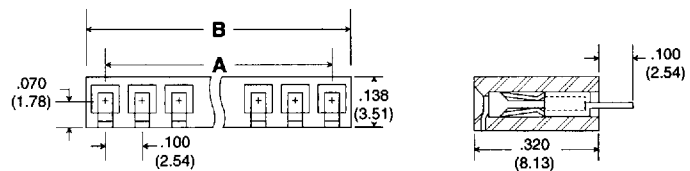
TLG - 30µ" gold on mating surface, 100µ" tin-lead over 50µ" minimum nickel over 10µ" copper flash

Body Material:

Glass Filled Thermoplastic Polyester (P.B.T.), U.L. Rated 94V-O, -60°C to 140°C (-76°F to 284°F)

Single Row - .100" (2.54 mm) Pitch

BC XXX - 123 TLG

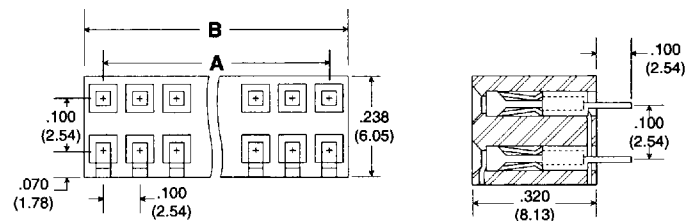


Available in lengths 2 to 65

A = B - .100" (2.54 mm) B = Number of rows x .100" (2.54 mm)

Dual Row - .100" (2.54 mm) Pitch

BC XXX - 124 TLG

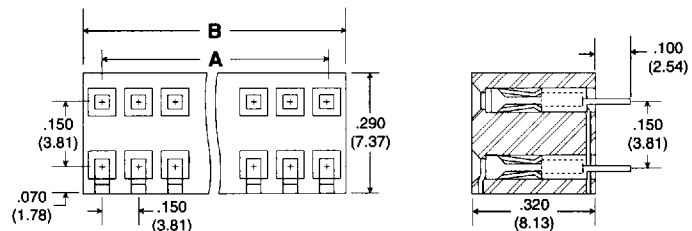


Available in lengths 2 to 65

A = B - .100" (2.54 mm) B = Number of rows x .100" (2.54 mm)

Dual Row - .150" (3.81 mm) Pitch

BC XXX - 125 TLG



Available in lengths 2 to 43

A = B - .100" (2.54 mm) B = Number of rows x .150" (3.81 mm)

How To Order

