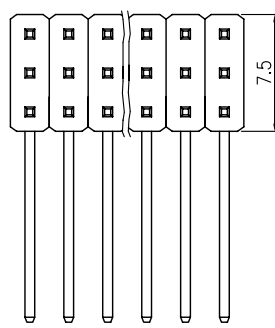
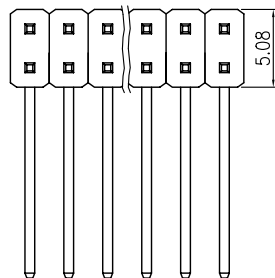
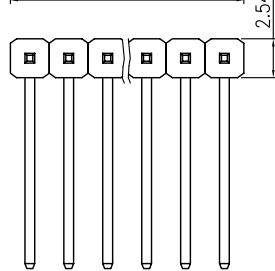
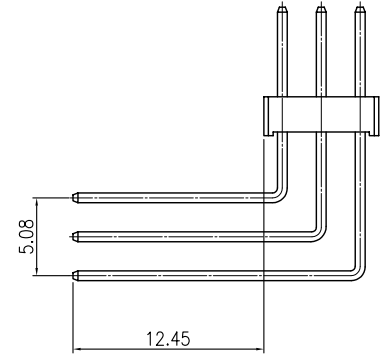
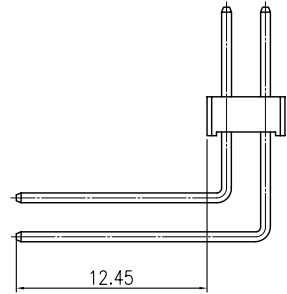
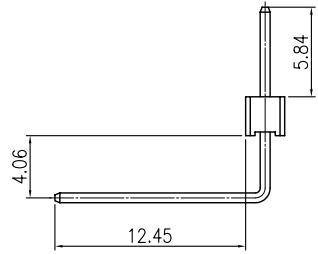
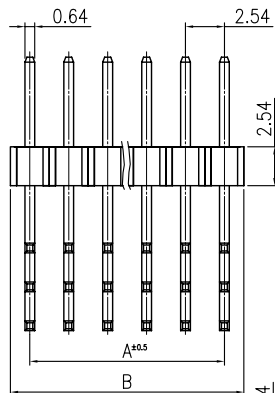


V1.1

REVISIONS							
SYM	DISCRPTION	DATE	APPROVED	SYM	DISCRPTION	DATE	APPROVED
△				△			
△				△			

**\*\*CUSTOMER DRAWING FOR REFERENCE ONLY, SAMPLES APPROVAL ARE REQUIRED!\*\***



**SPECIFICATION**  
 CURRENT RATING : 1 A  
 INSULATOR RESISTANCE: 5000MΩ MIN.  
 DIELECTRIC WITHSTANDING : AC 500V.  
 OPERATING TEMPERATURE: -40°C~+105°C.  
 CONTACT MATERIAL : BRASS  
 INSULATOR MATERIAL : STANDARD : P.B.T  
 FINISH : GOLD FLASH

**ORDER INFORMATION:**  
 PHa012-PaXX0XGfA  
 PH: PIN HEADER  
 a: 2.54mmX2.54mm PITCH  
 012: SERIES NO.  
 Pa: PCB TYPE, RIGHT ANGLE  
 XX: NO. OF PINS PER ROW  
 0X: NO. OF ROW  
 Gf: TERMINAL PLATING, GOLD FLUSH  
 E: RIGHT ANGLE CONFIGURATION, 4.06mm

PART NO.	CIRCUITS	DIMENSION	
		A	B
PHa012-Pa020_GfE	_X2	2.54	5.08
PHa012-Pa030_GfE	_X3	5.08	7.62
PHa012-Pa040_GfE	_X4	7.62	10.16
PHa012-Pa050_GfE	_X5	10.16	12.70
PHa012-Pa060_GfE	_X6	12.70	15.24
PHa012-Pa070_GfE	_X7	15.24	17.78
PHa012-Pa080_GfE	_X8	17.78	20.32
PHa012-Pa090_GfE	_X9	20.32	22.86
PHa012-Pa100_GfE	_X10	22.86	25.40
PHa012-Pa110_GfE	_X11	25.40	27.94
PHa012-Pa120_GfE	_X12	27.94	30.48
PHa012-Pa130_GfE	_X13	30.48	33.02
PHa012-Pa140_GfE	_X14	33.02	35.56
PHa012-Pa150_GfE	_X15	35.56	38.10
PHa012-Pa160_GfE	_X16	38.10	40.64
PHa012-Pa170_GfE	_X17	40.64	43.18
PHa012-Pa180_GfE	_X18	43.18	45.72
PHa012-Pa190_GfE	_X19	45.72	48.26
PHa012-Pa200_GfE	_X20	48.26	50.80
PHa012-Pa210_GfE	_X21	50.80	53.34
PHa012-Pa220_GfE	_X22	53.34	55.88
PHa012-Pa230_GfE	_X23	55.88	58.42
PHa012-Pa240_GfE	_X24	58.42	60.96
PHa012-Pa250_GfE	_X25	60.96	63.50
PHa012-Pa260_GfE	_X26	63.50	66.04
PHa012-Pa270_GfE	_X27	66.04	68.58
PHa012-Pa280_GfE	_X28	68.58	71.12
PHa012-Pa290_GfE	_X29	71.12	73.66
PHa012-Pa300_GfE	_X30	73.66	76.20
PHa012-Pa310_GfE	_X31	76.20	78.74
PHa012-Pa320_GfE	_X32	78.74	81.28
PHa012-Pa330_GfE	_X33	81.28	83.82
PHa012-Pa340_GfE	_X34	83.82	86.36
PHa012-Pa350_GfE	_X35	86.36	88.90
PHa012-Pa360_GfE	_X36	88.90	91.44
PHa012-Pa370_GfE	_X37	91.44	93.98
PHa012-Pa380_GfE	_X38	93.98	96.52
PHa012-Pa390_GfE	_X39	96.52	99.06
PHa012-Pa400_GfE	_X40	99.06	101.6

TOLERANCES UNLESS OTHERWISE SPECIFIED ±0.25			SIGNATURES		DATE	MODEL
			DRAWN	TONY	17/DEC/02'	TITLE PIN HEADER
SYMBOL △	UNIT mm	SCALE 3/1	CHECKED	ZOLA	17/DEC/02'	NO.
			APPROVALS			PHa012-Pa__0_GfE

**MMT CORPORATION**