

# Resistance-Contained Transistor Series(RA or RC Type)

Features. ★ On-chip bias resistance ★ Small-sized package (MCP CP, SPA) ★ Both PNP and NPN types are available  
 Applications. ★ SW circuit. ★ Inverter circuit ★ Interface circuit ★ Driver circuit.

### Package Indication

Package	Sign
MCP	Q
CP	S
SPA	S

Type No. indication on devices (The same indication is used for MCP & CP)

RA PNP Type : e.g. Indication for RA101Q is 01A  
 ↑                                    ↑  
 MCP                                 PNP

RC NPN Type : e.g. Indication for RC101Q is 01C  
 ↑                                    ↑  
 In case of SPA, type No. indicated.                                 NPN

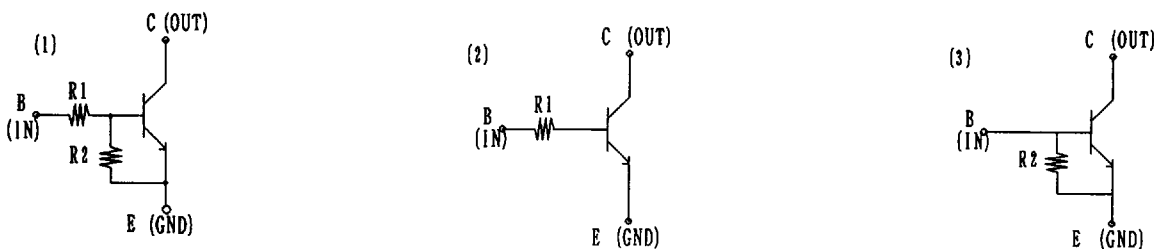
### IC = 100mA Series (Ta = 25°C)

For PNP, (-) sign is omitted.

Type No. PNP/NPN	R1/R2 (K Ω)	Absolute Maximum Ratings					Electrical Characteristics			Type No. PNP/NPN	Related Type No. (Package:CP)
		VCBO VCEO (V)	V <sub>EBO</sub> (V)	I <sub>C</sub> (mA)	i <sub>cp</sub> (mA)	P <sub>C</sub> (mW)	$\frac{V_{CE}}{I_C}$ (V/mA)	h <sub>FE</sub> min	Resistance R1/R2 (K Ω)		
RA101Q, C, S / RC101Q, C, S	47/47	50	10	100	200	MCP 150 CP 200 SPA 300	5/5	50	47/47	RA101Q, C, S / RC101Q, C, S	2SA1341/2SC3395
RA102Q, C, S / RC102Q, C, S	22/22		10				5/5	50	22/22	RA102Q, C, S / RC102Q, C, S	2SA1342/2SC3396
RA103Q, C, S / RC103Q, C, S	46/23		10				5/5	50	46/23	RA103Q, C, S / RC103Q, C, S	2SA1343/2SC3397
RA104Q, C, S / RC104Q, C, S	10/47		6				5/5	70	10/47	RA104Q, C, S / RC104Q, C, S	2SA1563/2SC4047
RA105Q, C, S / RC105Q, C, S	10/10		10				5/10	50	10/10	RA105Q, C, S / RC105Q, C, S	2SA1344/2SC3398
RA106Q, C, S / RC106Q, C, S	4.7/47		6				5/5	70	4.7/47	RA106Q, C, S / RC106Q, C, S	2SA1597/2SC4146
RA107Q, C, S / RC107Q, C, S	4.7/10		6				5/10	50	4.7/10	RA107Q, C, S / RC107Q, C, S	2SA1653/2SC4360
RA108Q, C, S / RC108Q, C, S	4.7/4.7		6				5/10	30	4.7/4.7	RA108Q, C, S / RC108Q, C, S	2SA1655/2SC4362
RA109Q, C, S / RC109Q, C, S	2.2/47		6				5/10	80	2.2/47	RA109Q, C, S / RC109Q, C, S	-
RA110Q, C, S / RC110Q, C, S	2.2/10		6				5/10	50	2.2/10	RA110Q, C, S / RC110Q, C, S	2SA1502/2SC3863
RA111Q, C, S / RC111Q, C, S	47/-		5				5/10	100	47/-	RA111Q, C, S / RC111Q, C, S	2SA1508/2SC3898
RA112Q, C, S / RC112Q, C, S	22/-		5				5/10	140	22/-	RA112Q, C, S / RC112Q, C, S	2SA1589/2SC4120
RA113Q, C, S / RC113Q, C, S	10/-		5				5/10	100	10/-	RA113Q, C, S / RC113Q, C, S	2SA1496/2SC3859
RA114Q, C, S / RC114Q, C, S	4.7/-		5				5/10	100	4.7/-	RA114Q, C, S / RC114Q, C, S	2SA1510/2SC3900
RA115Q, C, S / RC115Q, C, S	2.2/-		5				5/10	100	2.2/-	RA115Q, C, S / RC115Q, C, S	2SA1581/2SC4112
RA116Q, C, S / RC116Q, C, S	-/47		5				5/10	80	-/47	RA116Q, C, S / RC116Q, C, S	2SA1571/2SC4066
RA117Q, C, S / RC117Q, C, S	-/22		5				5/10	70	-/22	RA117Q, C, S / RC117Q, C, S	2SA1573/2SC4069

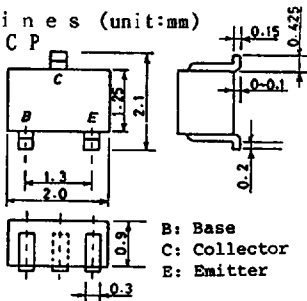
In addition to the above we have other packages of 5/6 pin CPs. See the tables.

### Electrical connection (NPN)

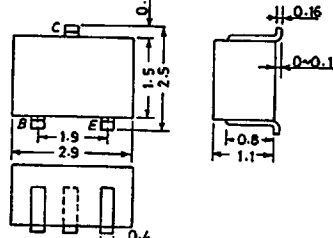


### Case Outlines (unit:mm)

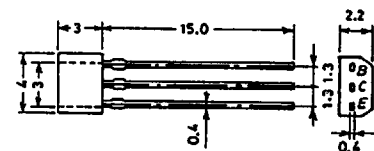
SANYO: MCP



SANYO: CP



SANYO: SPA



© Please contact with production planning department if you have a plan to use these new products.

These specification are subject to change without notice.