QUESTO DISEGNO E' DI PROPRIETA' DELLA KONTEK COMATEL S.p.a. E NON PUO' ESSERE USATO, E/O CEDUTO A TERZI SENZA IL PERMESSO SCRITTO DELLA KONTEK COMATEL S.p.a.

THIS DRAWING IS THE PROPERTY OF KONTEK COMATEL S.p.a. AND IT CAN NOT BE USED, REPRODUCED AND OR LOANED TO THIRD PARTIES WITHOUT THE WRITTEN PERMISSION OF KONTEK COMATEL S.p.a.

TECHNICAL DATA

Electrical

Current Rating: 3A maxi
Dielectric withstanding: 500V AC for one minute
Insulation resistance: 5000MΩmini
Contact resistence: 20mΩ max

Mechanical

Temperature rating: -40° to +105°C
Soldering Temperature: 230°C/ 30-60 sec
260°C / 10 sec

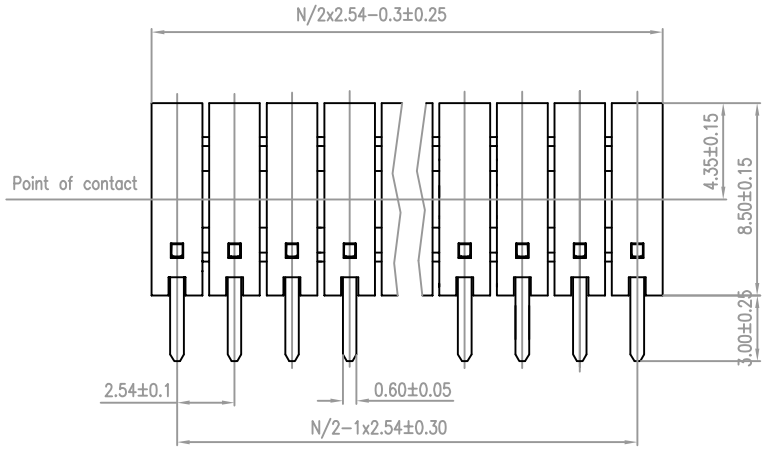

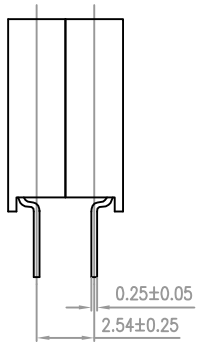

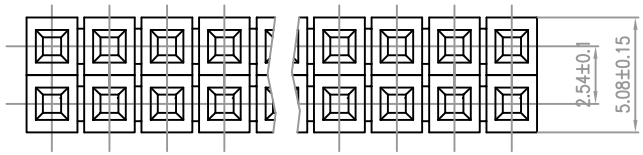



Recommended PCB Layout
(PCB TOLERANCE ±0.05)

	Kontek	Comatel
INDEX		
DATE		

TOLERANCES FOR FREE DIMENSIONS

ANGULAR VALUES	from 0.5 to 3	> 3 < 6	> 6 < 10	> 10 < 18	> 18 < 30	> 30 < 50	> 50 < 80	> 80 < 120	>120 < 180	>180 < 250	>250 < 315
±30'	±0.125	±0.150	±0.180	±0.215	±0.260	±0.310	±0.370	±0.435	±0.500	±0.575	±0.650

Note

Material: Housing: LCP UL94V-0; Contact: Phosphore bronze

Platings: Y= 4: TIN 4µm; Y= 1: Gold flash; Y= 7: SELECTIVE GOLD flash

Protection

UNIT:mm
general tolerance
X ±0.25mm
XX ±0.15mm

Date 04-07-08

Design Gambino L.

Contr.

KONTEK COMATEL
ELECTRONIC CONNECTORS MANUFACTURING

Denomination: Female headers straight pitch 2.54mm, double row.

XX=N=Number of contacts (04÷90)

Cod. 47782011XX4Y0

File: 47782011XX4Y0

index

Dis. Nr. _ _ _ _ _ _ A

INDICE	DATA	MODIFICA
A	05-09-08	Update overall dimension, update number of contact, update PCB hole

MOD. M640