

NOT RECOMMENDED FOR NEW DESIGNS
USE KBP2005G-BP~KBP210G-BP Series



Micro Commercial Components
 20736 Marilla Street Chatsworth
 CA 91311
 Phone: (818) 701-4933
 Fax: (818) 701-4939

2KBP005 THRU 2KBP10

Features

- Halogen free available upon request by adding suffix "-HF"
- Glass Passivate Die Construction
- Epoxy meets UL 94 V-0 flammability rating
- Moisture Sensitivity Level 1
- Ideal for Printed Circuit Boards
- Lead Free Finish/Rohs Compliant (Note1) ("P" Suffix designates Compliant. See ordering information)
- UL Recognized File # E165989

Maximum Ratings

- # Operating Temperature: -55°C to +165°C
- # Storage Temperature: -55°C to +165°C

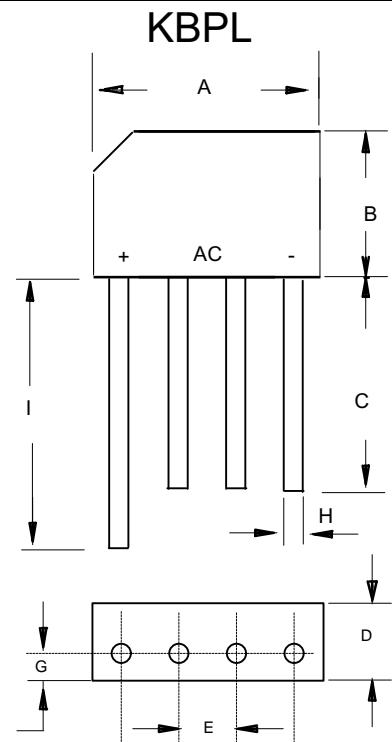
MCC Part Number	Maximum Recurrent Peak Reverse Voltage	Maximum RMS Voltage	Maximum DC Blocking Voltage
2KBP005	50V	35V	50V
2KBP01	100V	70V	100V
2KBP02	200V	140V	200V
2KBP04	400V	280V	400V
2KBP06	600V	420V	600V
2KBP08	800V	560V	800V
2KBP10	1000V	700V	1000V

Electrical Characteristics @ 25°C Unless Otherwise Specified

Average Forward Current	$I_{F(AV)}$	2.0A	$T_a = 50^\circ\text{C}$
Peak Forward Surge Current	I_{FSM}	60A	8.3ms, half sine
Maximum Forward Voltage Drop Per Element	V_F	1.2V	$I_F = 2.0\text{A per Element}$
Maximum DC Reverse Current At Rated DC Blocking Voltage	I_R	10 μ A 0.5mA	$T_a = 25^\circ\text{C}$ $T_a = 125^\circ\text{C}$

Notes: 1.High Temperature Solder Exemption Applied,See EU Directive Annex Notes 7

2.0 Amp Glass Passivated Bridge Rectifier 50 to 1000 Volts



DIM	DIMENSIONS			
	INCHES		MM	
	MIN	MAX	MIN	MAX
A	.559	.60	14.22	15.24
B	.42	.46	10.60	11.68
C	.50	---	12.7	---
D	.146	.153	3.70	3.90
E	.142	.161	3.60	4.10
G	.046	.054	1.17	1.37
H	.028	.034	0.70	0.90
I	.561	---	14.25	---

FIG. 1 - DERATING CURVE OUTPUT RECTIFIED CURRENT

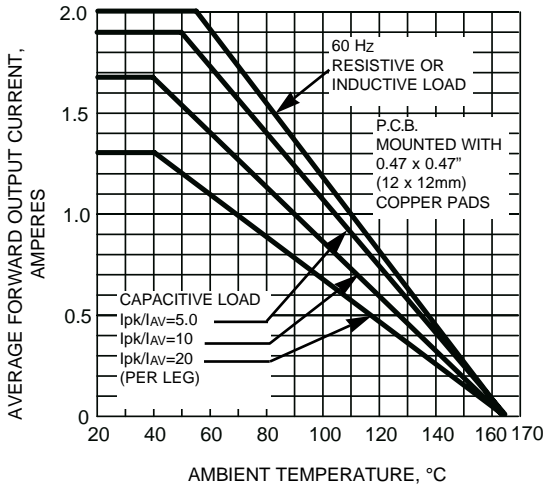


FIG. 2 - MAXIMUM NON-REPETITIVE PEAK FORWARD SURGE CURRENT PER LEG

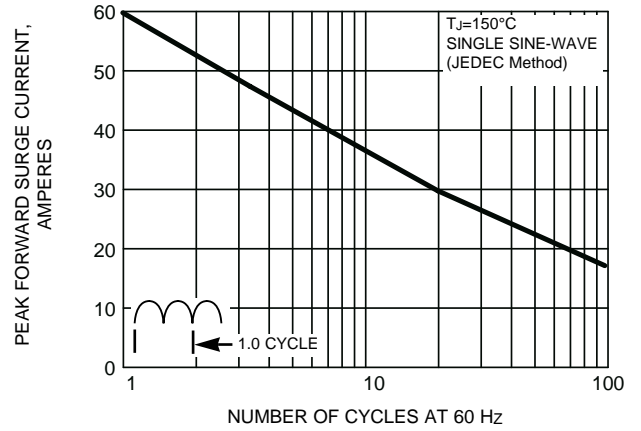


FIG. 3 - TYPICAL FORWARD CHARACTERISTICS PER LEG

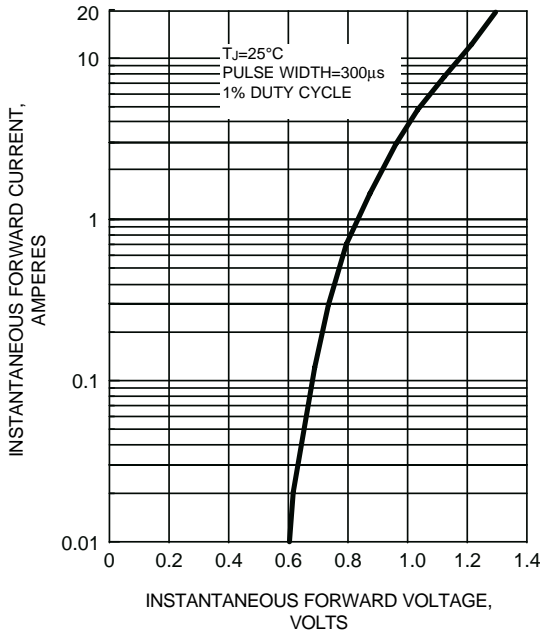


FIG. 4 - TYPICAL REVERSE LEAKAGE CHARACTERISTICS PER LEG

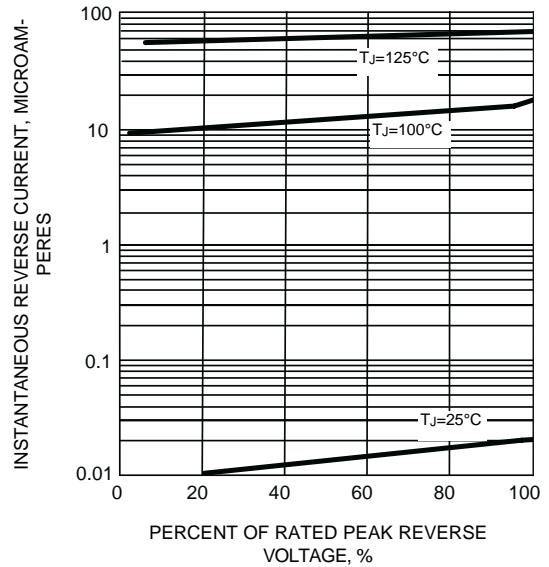
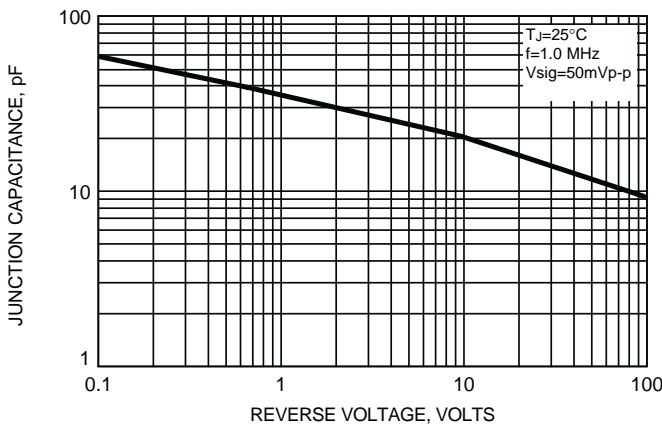


FIG. 5 - TYPICAL JUNCTION CAPACITANCE PER LEG





Micro Commercial Components

Ordering Information :

Device	Packing
Part Number-BP	Bulk: 1Kpcs/Box

Note : Adding "-HF" suffix for halogen free, eg. Part Number-BP-HF

IMPORTANT NOTICE

Micro Commercial Components Corp. reserves the right to make changes without further notice to any product herein to make corrections, modifications, enhancements, improvements, or other changes. **Micro Commercial Components Corp.** does not assume any liability arising out of the application or use of any product described herein; neither does it convey any license under its patent rights, nor the rights of others. The user of products in such applications shall assume all risks of such use and will agree to hold **Micro Commercial Components Corp.** and all the companies whose products are represented on our website, harmless against all damages.

LIFE SUPPORT

MCC's products are not authorized for use as critical components in life support devices or systems without the express written approval of Micro Commercial Components Corporation.

CUSTOMER AWARENESS

Counterfeiting of semiconductor parts is a growing problem in the industry. Micro Commercial Components (MCC) is taking strong measures to protect ourselves and our customers from the proliferation of counterfeit parts. MCC strongly encourages customers to purchase MCC parts either directly from MCC or from Authorized MCC Distributors who are listed by country on our web page cited below. Products customers buy either from MCC directly or from Authorized MCC Distributors are genuine parts, have full traceability, meet MCC's quality standards for handling and storage. **MCC will not provide any warranty coverage or other assistance for parts bought from Unauthorized Sources.** MCC is committed to combat this global problem and encourage our customers to do their part in stopping this practice by buying direct or from authorized distributors.

www.mccsemi.com