

6

5

4

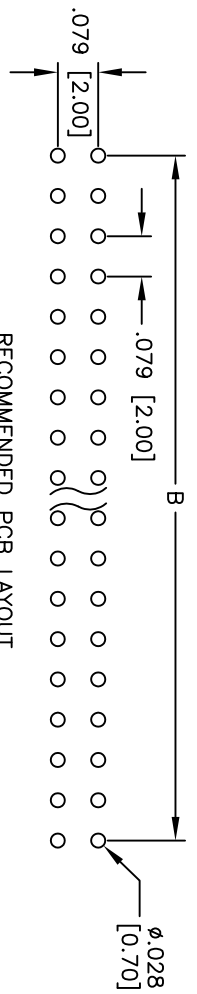
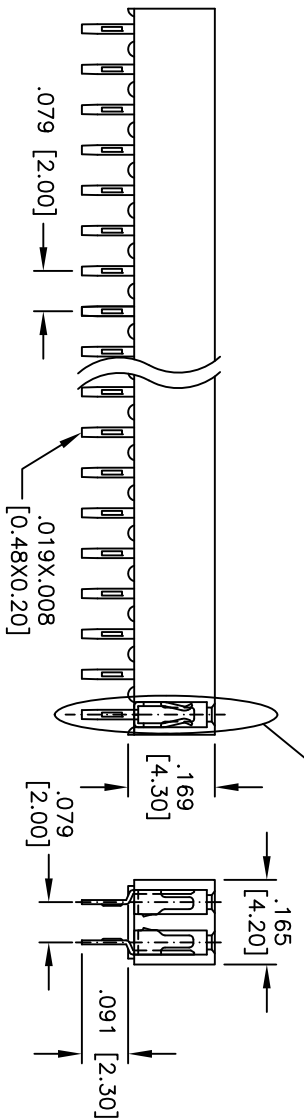
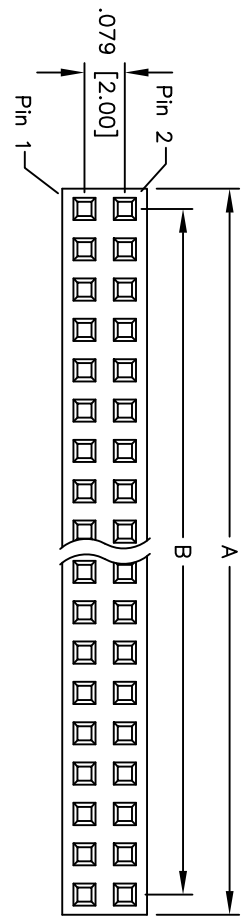
3

2

1

APPROVED: _____
 DATE: _____ TITLE: _____

Rev	AWO #	Description	Date	Appr
-		RELEASED	5/05/11	
A		CHANGED TERMINALS	5/06/11	



RECOMMENDED PCB LAYOUT

Positions: 02 thru 80
 A = .079 [2.00] x No. of Positions per Row
 B = .079 [2.00] x No. of Spaces

SPECIFICATIONS:

- Material: Nylon 46, rated UL 94V-0
- Insulator color: Black
- Contacts: Phosphor Bronze
- Plating: Gold flash over Nickel underplate overall
- Electrical:
 - Operating voltage: 250 VAC max.
 - Current rating: 1 Amp max.
 - Contact resistance: 20 mohms max. initial
 - Insulation resistance: 5,000 Mohms min.
 - Dielectric withstanding voltage: 1,000 VAC for 1 minute
- Temperature Rating:
 - Operating temperature: -40°C to +105°C
- Environmental:
 - Lead free, RoHS compliant
 - Recommended soldering temp: 235°C for 5 seconds

ADAM TECH

909 Rahway Avenue, Union, NJ 07083
 Phone: 908-687-5000 Fax: 908-687-5710

TITLE: .079 x .079 DUAL ROW RECEPTACLE STRIP
 .169 [4.30] HEIGHT, GOLD PLATED

UNLESS OTHERWISE SPECIFIED ALL DIMENSIONS ARE INCHES [MM]	
TOLERANCES: EXCEPT AS NOTED	
INCHES	HOLES
.X ± .10	ØXX ± .10
.XX ± .020	ØXXX ± .015
.XXX ± .015	ØXXXX ± .010
APPROVALS	DATE
DRAWN	DY
CHECKED	5/05/11
APPROVED	

SIZE	PART NO.	REV.
X	2RS2-XX-G-CB	A
REF: S00069T	SCALE: NTS	SHEET 1 OF 1

6

5

4

3

2

1