

1 2 3 4

A

B

C

D

NOTES:
 1.MATERIAL:
 HOUSING: HIGH TEMPERATURE THERMOPLASTIC, UL94-V0 BLACK.
 TERMINAL: COPPER ALLOY
 2.ONLY SHOWN THE FEATURE OF THE ABSENT PIN,THE OTHER SPEC IS THE SAME AS THE FULL PIN PRODUCT.
 3.THE HOUSING WILL WITHSTAND EXPOSURE TO 260°C PEAK TEMPERATURE FOR 10 SECONDS IN A CONVECTION INFRA-RED OR VAPOR PHASE REFLOW OVEN.
 4.THIS PRODUCT MEETS EUROPEAN UNION DIRECTIVES AND OTHER COUNTRY REGULATIONS AS DESCRIBED IN GS-22-008.
 5.PRODUCT SPEC: GS-12-629
 6.PACKAGE SPEC: GS-14-1420
 7.THE METAL CAP IS OPTION AS CUSTOMER REQUIREMENT.

SECTION A-A

Copyright FCI.

spec ref	dr	ZK HU	2012-8-7	projection	MM	size	A3	scale	5.000
tolerance std	eng	TIM YANG	2015-03-04			A3 ecn no ELX-N-20362	rel level RELEASED	rev M	20021221
ISO 1101 ISO 406	chr	TIM YAO	2015-03-04						
surface ✓ ISO 1302	appr	TIIM YAO	2015-03-04	product family					
	linear	0.X	±0.30	title MINITEK 127 SHROUDED HDR VT SMT					
		0.XX	±0.20	www.fci.com cat. no.		Product - Customer Drw		sheet 1 of 3	
		0.XXX	±0.10						
	angular	0°	±2°						

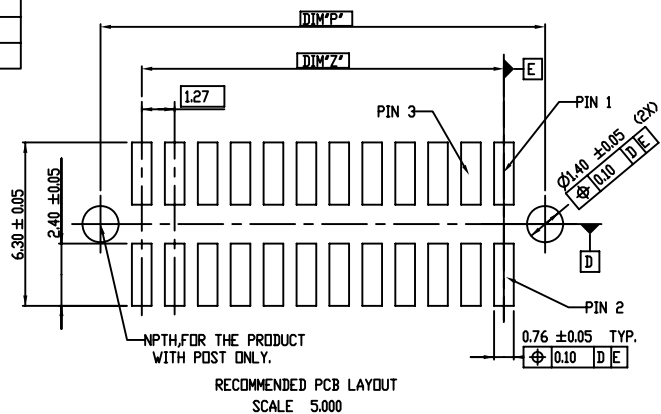
Pro/E File - REV C - 2009-06-09

1 2 3 4

PDS: Rev :M STATUS:Released Printed: Mar 11, 2015

PART NO.	POS.	DIM*X"	DIM*Y"	DIM*Z"	DIM*P"
20021221-XXX06XXLF	2 X 3	6.99	4.45	2.54	5.72
20021221-XXX08XXLF	2 X 4	8.26	5.72	3.81	6.99
20021221-XXX10XXLF	2 X 5	9.53	6.99	5.08	8.26
20021221-XXX12XXLF	2 X 6	10.80	8.26	6.35	9.53
20021221-XXX14XXLF	2 X 7	12.07	9.53	7.62	10.80
20021221-XXX16XXLF	2 X 8	13.34	10.80	8.89	12.07
20021221-XXX18XXLF	2 X 9	14.61	12.07	10.16	13.34
20021221-XXX20XXLF	2 X 10	15.88	13.34	11.43	14.61
20021221-XXX22XXLF	2 X 11	17.15	14.61	12.70	15.88
20021221-XXX24XXLF	2 X 12	18.42	15.88	13.97	17.15
20021221-XXX26XXLF	2 X 13	19.69	17.15	15.24	18.42
20021221-XXX28XXLF	2 X 14	20.96	18.42	16.51	19.69
20021221-XXX30XXLF	2 X 15	22.23	19.69	17.78	20.96
20021221-XXX32XXLF	2 X 16	23.50	20.96	19.05	22.23
20021221-XXX34XXLF	2 X 17	24.77	22.23	20.32	23.50
20021221-XXX36XXLF	2 X 18	26.04	23.50	21.59	24.77
20021221-XXX38XXLF	2 X 19	27.31	24.77	22.86	26.04
20021221-XXX40XXLF	2 X 20	28.58	26.04	24.13	27.31
20021221-XXX42XXLF	2 X 21	29.85	27.31	25.40	28.58
20021221-XXX44XXLF	2 X 22	31.12	28.58	26.67	29.85
20021221-XXX46XXLF	2 X 23	32.39	29.85	27.94	31.12
20021221-XXX48XXLF	2 X 24	33.66	31.12	29.21	32.39
20021221-XXX50XXLF	2 X 25	34.93	32.39	30.48	33.66
20021221-XXX52XXLF	2 X 26	36.20	33.66	31.75	34.93
20021221-XXX54XXLF	2 X 27	37.47	34.93	33.02	36.20
20021221-XXX56XXLF	2 X 28	38.74	36.20	34.29	37.47
20021221-XXX58XXLF	2 X 29	40.01	37.47	35.56	38.74
20021221-XXX60XXLF	2 X 30	41.28	38.74	36.83	40.01
20021221-XXX62XXLF	2 X 31	42.55	40.01	38.10	41.28
20021221-XXX64XXLF	2 X 32	43.82	41.28	39.37	42.55
20021221-XXX66XXLF	2 X 33	45.09	42.55	40.64	43.82
20021221-XXX68XXLF	2 X 34	46.36	43.82	41.91	45.09
20021221-XXX70XXLF	2 X 35	47.63	45.09	43.18	46.36
20021221-XXX72XXLF	2 X 36	48.90	46.36	44.45	47.63
20021221-XXX74XXLF	2 X 37	50.17	47.63	45.72	48.90
20021221-XXX76XXLF	2 X 38	51.44	48.90	46.99	50.17
20021221-XXX78XXLF	2 X 39	52.71	50.17	48.26	51.44
20021221-XXX80XXLF	2 X 40	53.98	51.44	49.53	52.71
20021221-XXX82XXLF	2 X 41	55.25	52.71	50.80	53.98
20021221-XXX84XXLF	2 X 42	56.52	53.98	52.07	55.25
20021221-XXX86XXLF	2 X 43	57.79	55.25	53.34	56.52
20021221-XXX88XXLF	2 X 44	59.06	56.52	54.61	57.79
20021221-XXX90XXLF	2 X 45	60.33	57.79	55.88	59.06

PART NO.	POS.	DIM*X"	DIM*Y"	DIM*Z"	DIM*P"
20021221-XXX92XXLF	2 X 46	61.60	59.06	57.15	60.33
20021221-XXX94XXLF	2 X 47	62.87	60.33	58.42	61.60
20021221-XXX96XXLF	2 X 48	64.14	61.60	59.69	62.87
20021221-XXX98XXLF	2 X 49	65.41	62.87	60.96	64.14
20021221-XXXA0XXLF	2 X 50	66.68	64.14	62.23	65.41



20021221-X X X X X X LF

- LEAD FREE
- PLATING CODE
- 1: GOLD FLASH AT CONTACT, 127um MIN. MATTE TIN AT TAIL
- 2: GOLD FLASH AT CONTACT, GOLD FLASH AT TAIL
- 4: 0.25um Au MIN. AT CONTACT, 127um MIN.MATTE TIN AT TAIL
- 5: 0.25um Au MIN. AT CONTACT, GOLD FLASH AT TAIL
- 6: 0.38um GXT MIN. AT CONTACT, 127um MIN.MATTE TIN AT TAIL
- 7: 0.38um GXT MIN. AT CONTACT, GOLD FLASH AT TAIL
- 8: 0.76um GXT MIN. AT CONTACT, 127um MIN.MATTE TIN AT TAIL
- 9: 0.76um GXT MIN. AT CONTACT, GOLD FLASH AT TAIL
- PACKING STYLE
- T: TUBE
- D: TUBE + CAP
- C: TAPE & REEL + CAP
- PIN NO. SEE TABLE
- SELECTED LOADED
- 0: FULLY LOADED, OTHER SEE SHEET 3 NOTE 2
- MATING LENGTH(DIM*A')
- 0: 3.05MM
- POST OPTION
- 0: WITHOUT POST
- 1: WITH POST



Copyright FCI.

spec ref	dr	ZK HU	2012-8-7	projection	MM	size	A3	scale	1.000
tolerance std	eng	TIM YANG	2015-03-04			ecn no	ELX-N-20362	rel level	RELEASED
ISO 1101	chr	TIM YAO	2015-03-04						
ISO 406	appr	TIM YAO	2015-03-04	product family					
surface	linear		0.X	±0.30		title MINITEK 127 SHROUDED HDR VT SMT	dwg no 20021221	rev M	ISO 1302
	angular		0.XX	±0.20					
			0.XXX	±0.10					

1

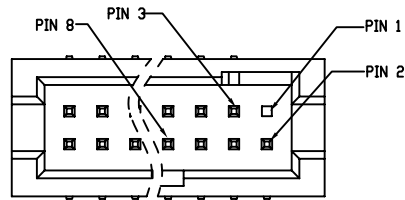
2

3

4

A

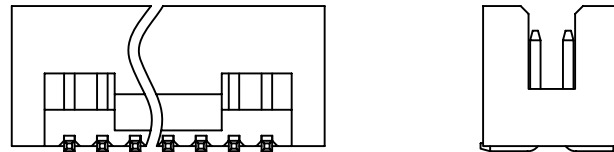
A



PART NUMBER	AMOUNT OF PINS	PIN FREE LEADED
20021221-XX108XXLF	7	PIN #3
20021221-XX110XXLF	9	PIN #3
20021221-XX214XXLF	13	PIN #1
20021221-XX206XXLF	5	PIN #1
20021221-XX312XXLF	11	PIN #8

B

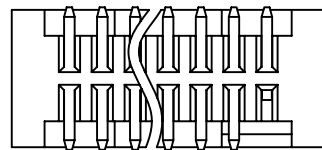
B



C

C

PART NUMBER 20021221-XX214XXLF
REMOVE PIN 1 FOR REFERENCE



D

D



Copyright FCI.

spec ref		dr	ZK HU	2012-8-7	projection	MM	size	A3	scale	5.000	
tolerance std		eng	TIM YANG	2015-03-04			ecn no		ELX-N-20362		
ISO 1101		chr	TIM YAO	2015-03-04			rel level		Released		
ISO 406		appr	TIM YAO	2015-03-04			product family				
surface	<input checked="" type="checkbox"/> linear	0.X	±0.30			title MINITEK 127 SHROUDED HDR VT SMT	dwg no 20021221	rev		M	
		0.XX	±0.20					Product - Customer Drw		sheet 3 of 3	
		0.XXX	±0.10								
ISO 1302	angular	0°	±2°		www.fci.com cat. no.						

1

2

3

4