

Customer Information Sheet

DRAWING No.: M80-5T1XXXXME, M80-5T1XXXXME-00-000-00-000 SHT 2 OF 2

IF IN DOUBT - ASK

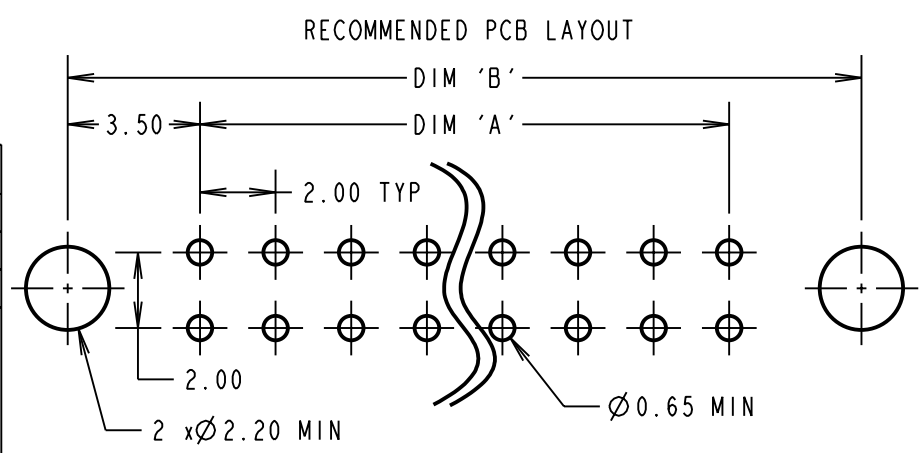
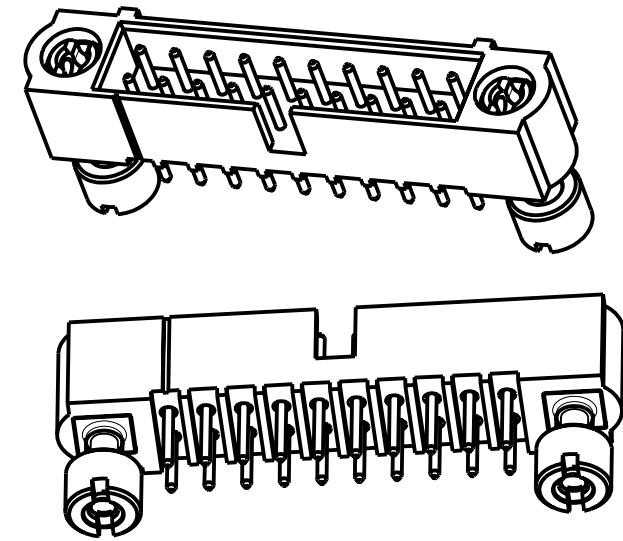
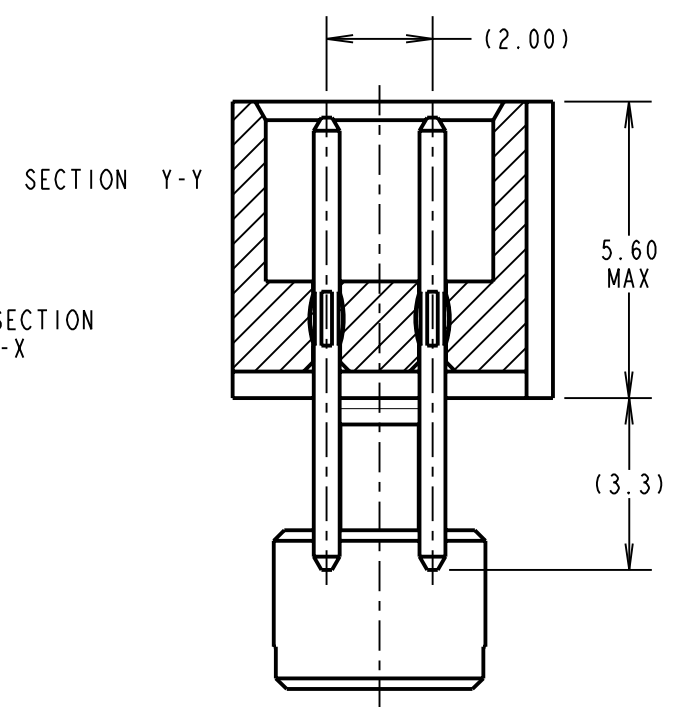
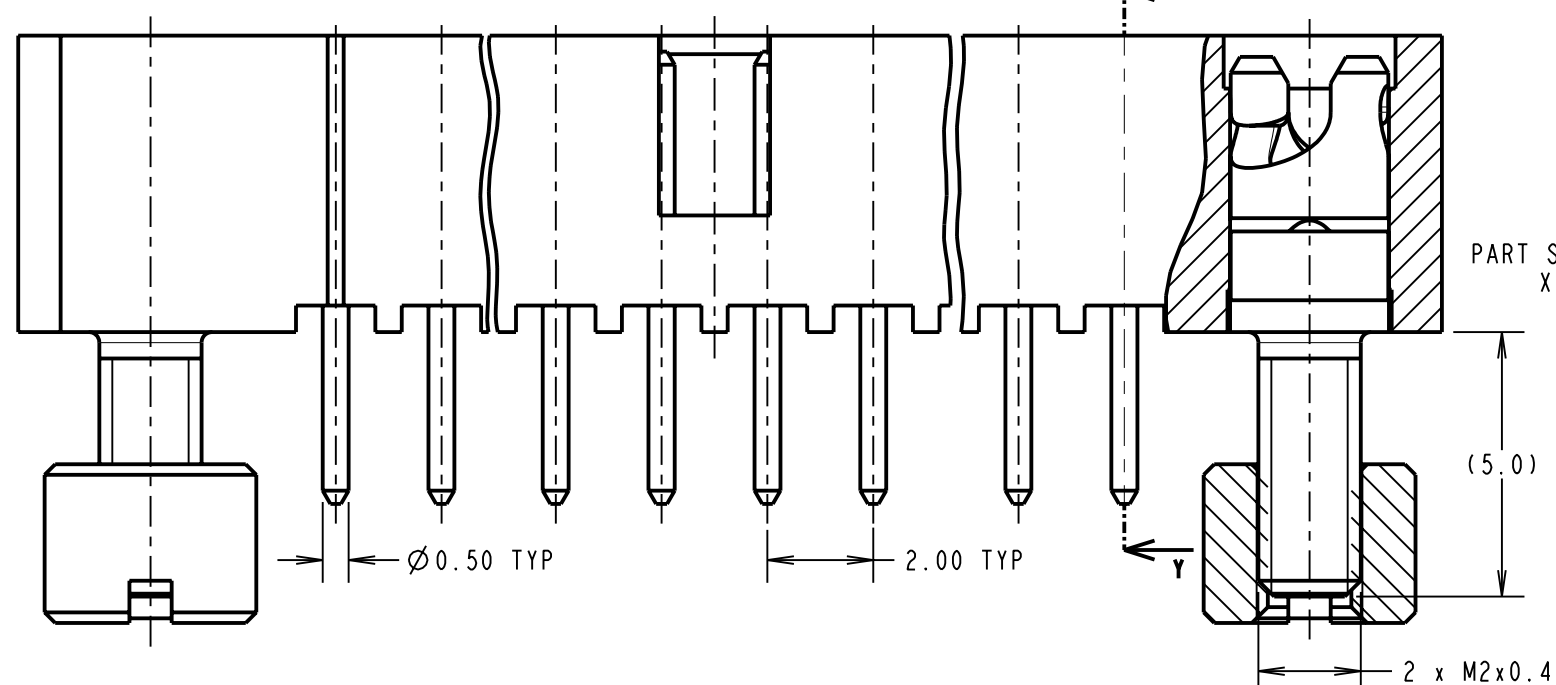
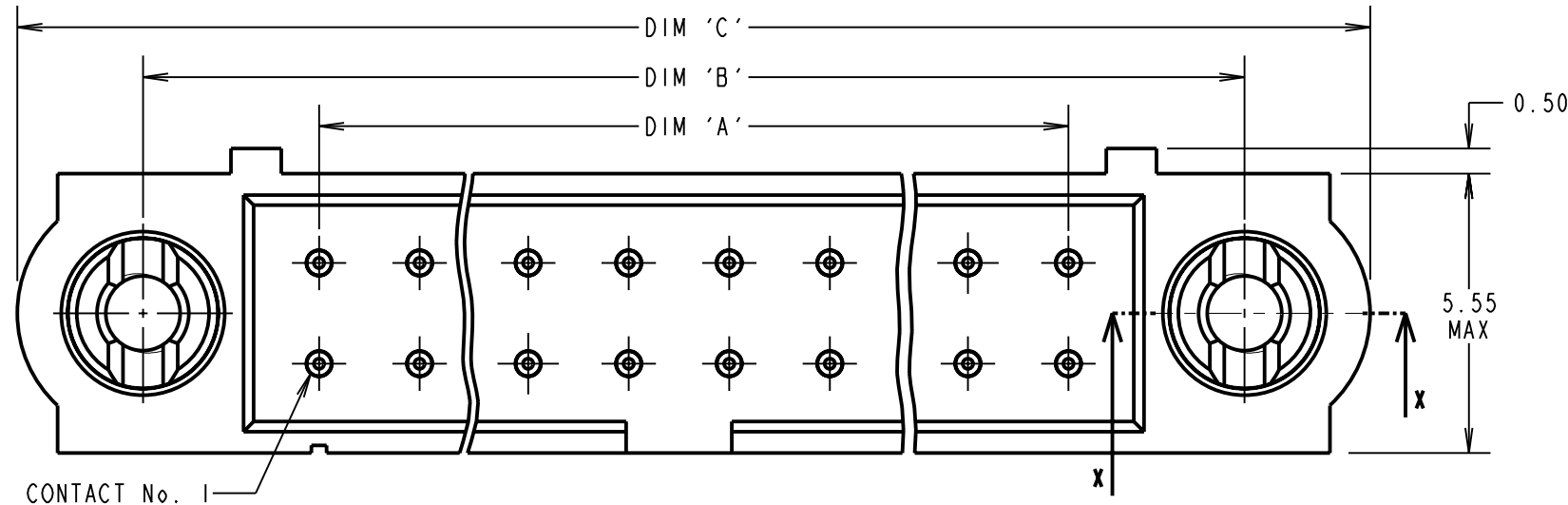
©

NOT TO SCALE

THIRD ANGLE PROJECTION

ALL DIMENSIONS IN mm

SPECIFICATIONS:
MATERIAL:
 MOULDING = GLASS-FILLED PPS,
 UL94V-0, BLACK
 CONTACT = PHOSPHOR BRONZE
 BOARD MOUNT IOILOK RETAINER = STAINLESS STEEL
FINISH (CONTACTS):
 05 = 0.75µ GOLD ALL OVER
 22 = 0.75µ GOLD ON CONTACT AREA,
 3µ TIN/LEAD ON TAILS
 42 = 0.75µ GOLD ON CONTACT AREA,
 3µ 100% TIN OVER NICKEL ON TAILS
ELECTRICAL:
 CURRENT RATING AT 25°C = 3.0A MAX
 CURRENT RATING AT 85°C = 2.2A MAX
 WORKING VOLTAGE = 120V AC/DC
 VOLTAGE PROOF = 360V AC/DC
 CONTACT RESISTANCE = 25 mΩ MAX
 INSULATION RESISTANCE = 100 MΩ MIN
MECHANICAL:
 DURABILITY = 500 OPERATIONS
ENVIRONMENTAL:
 TEMPERATURE RANGE = -55°C TO +121°C
PACKING:
 TUBE
 FOR COMPLETE SPECIFICATION, SEE COMPONENT
 SPECIFICATION C005XX (LATEST ISSUE)



ORDER CODE:
M80-5T1XXXXME-XX-XXX-XX-XXX

TOTAL No. OF CONTACTS
 04 TO 50
 (EVEN NUMBERS ONLY)

FINISH CODE
 05 - ALL OVER GOLD
 22 - GOLD ON CONTACT AREA / TIN/LEAD ON TAIL
 42 - GOLD ON CONTACT AREA / 100% TIN OVER NICKEL ON TAIL

NUMBER OF SPECIAL CONTACTS
 X's CAN BE DISPLAYED AS TRAILING ZEROS OR LEFT BLANK
 SEE EXAMPLE ORDER CODES FOR EXPLANATION.

DIMENSION	CALCULATION
DIM 'A'	TOTAL No. OF CONTACTS - 2
DIM 'B'	TOTAL No. OF CONTACTS + 5
DIM 'C'	TOTAL No. OF CONTACTS + 10

EXAMPLE ORDER CODE 1: CONNECTOR WITH 20 CONTACTS,
 GOLD ON CONTACT AREA AND 100% TIN OVER NICKEL ON TAIL
M80-5T12042ME-00-000-00-000
 DIM 'A' = 18.00mm, DIM 'B' = 25.00mm

EXAMPLE ORDER CODE 2: CONNECTOR WITH 20 CONTACTS,
 GOLD ON CONTACT AREA AND 100% TIN OVER NICKEL ON TAIL
M80-5T12042ME
 DIM 'A' = 18.00mm, DIM 'B' = 25.00mm

CP	I	03.09.10	10870
NAME	ISS.	DATE	C/NOTE
APPROVED: C.PENROSE			
CHECKED: R.ADDE			
DRAWN: R.ADDE			
CUSTOMER REF.:			
ASSEMBLY DRG:			

HARWIN			THIS DRAWING AND ANY INFORMATION OR DESCRIPTIVE MATTER SET OUT HEREON ARE CONFIDENTIAL AND COPYRIGHT PROPERTY OF THE HARWIN GROUP AND MUST NOT BE DISCLOSED, LOANED, COPIED OR USED FOR MANUFACTURING, TENDERING OR FOR ANY OTHER PURPOSE WITHOUT THEIR WRITTEN PERMISSION.	TOLERANCES X. = ±1mm X.X = ±0.25mm X.XX = ±0.10mm X.XXX = ±0.01mm ANGLES = ±5° UNLESS STATED	MATERIAL: SEE ABOVE FINISH: SEE ABOVE S/AREA: mm ²	TITLE: DATAMATE J-TEK DIL VERT 3mm PC-TAIL MALE ASSY WITH IOILOK RETAINERS DRAWING NUMBER: M80-5T1XXXXME, M80-5T1XXXXME-00-000-00-000	SHT 2 OF 2
HARWIN USA TEL: 603 893 5376 FAX: 603 893 5396 mis@harwin.com	HARWIN Europe (UK) TEL: 023 9231 4545 FAX: 023 9231 4590 mis@harwin.co.uk	HARWIN Asia TEL: +65 6 779 4909 FAX: +65 6 779 3868 mis@harwin.com.sg					