

RoHS COMPATIBLE PRODUCT NUMBER

54122-XXXXXXXXXXLF

LEADED PRODUCT NUMBER

54122-XXX-XX-XXXX

AS AVAILABLE

PLATING

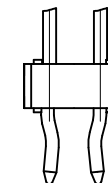
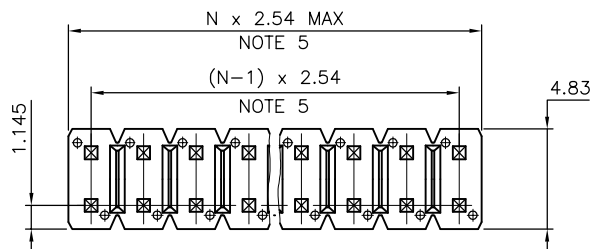
- 1 = 0.76µm GOLD/GXT ON CONTACT AREA
2µm MIN MATTE TIN ON TAIL
OVER 1.27µm Ni MIN
- 4 = 2µm MIN MATTE TIN
OVER 1.27µm Ni MIN
- 5 = 0.25µm GOLD/GXT ON CONTACT AREA
2µm MIN MATTE TIN ON TAIL
OVER 1.27µm Ni MIN
- 8 = 0.38µm GOLD/GXT ON CONTACT AREA
2µm MIN MATTE TIN ON TAIL
OVER 1.27µm Ni MIN

RoHS COMPATIBLE
SEE NOTE 9

R : RETENTIVE LEG
NOTE 8

STACK HEIGHT, NOTE 6

TOTAL NB OF POSITIONS
04 TO 72

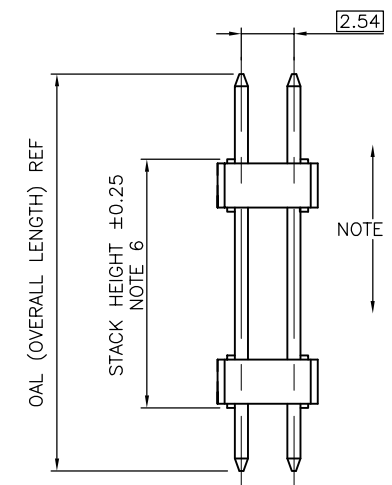
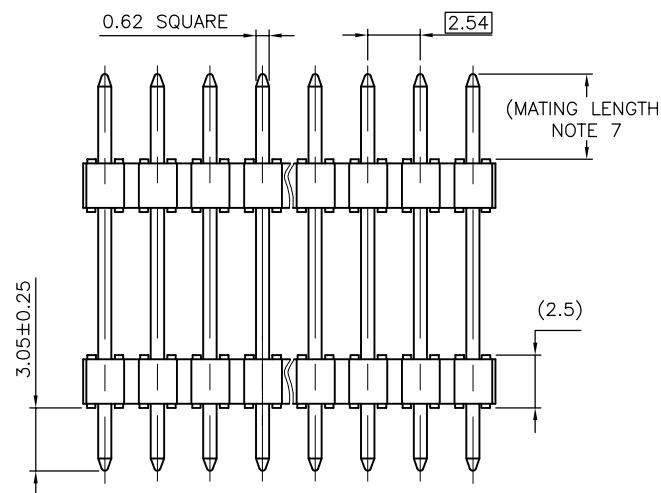


SCHEMA 1
TWO RETENTION PIN AT EACH
END OF THE PRODUCT

NOTES:

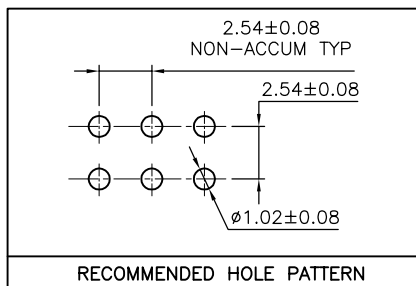
1. HOUSING MAT'L : HIGH TEMPERATURE THERMOPLASTIC. UL94V-0 COLOR: BLACK
2. PIN MATERIAL : PHOSPHOR BRONZE
3. STANDARD PACKAGING IN POLYBAG
4. 9N MIN RETENTION IN EITHER DIRECTION
5. TO DETERMINE DIMENSIONS :
N = NUMBER OF POSITIONS PER ROW
EXAMPLE : 8 POS PER ROW, N x 2.54 = 20.32mm
6. XXXX = MILLIMETERS
SPECIFY MILLIMETERS
5.0mm MIN TO 60.00mm MAX AVAILABLE
OAL 65.0MM MAX AVAILABLE.
EXAMPLE FOR STACK HEIGHT: $1 \underline{2} \underline{5} \underline{0} = 12.5\text{mm}$
7. MATING LENGTH = (OAL)-(3.05)-(STACK HEIGHT)
8. RETENTION IS APPLIED TO TWO ADJACENT PINS AT EACH END OF THE PRODUCT SEE SCHEMA 1
OMIT FROM PRODUCT NUMBER IF THIS FEATURE IS NOT APPLICABLE

OAL	PIN STYLE
11.17	29
12.2	01
13.5	02
15.9	03
16.56	15
16.76	04
17.65	05
18.91	06
20.50	28
20.96	07
22.40	19
23.5	08
26.04	09
26.42	14
28.00	18
28.58	10
30.48	20
31.12	11
32.15	21
33.66	12
34.00	13
36.20	16
37.30	22
38.40	23
42.30	24
43.00	25
47.00	26
52.00	27



9. RoHS COMPATIBLE PRODUCT SPECIFICATIONS

- a - PLATING:
 - "LF" MEANS THE PRODUCT IS LEAD-FREE, 2µm MINIMUM MATTE TIN OVER 1.27µm MINIMUM NICKEL UNDERPLATE.
- b - MANUFACTURING PROCESS COMPATIBILITY
 - THE HOUSING WILL WITHSTAND EXPOSURE TO 260°C ±5°C SOLDER BATH TEMPERATURE FOR 5 SECONDS IN A WAVE SOLDER APPLICATION WITH A 1.6mm MIN THICK CIRCUIT BOARD.
- c - LABELLING:
 - MEETS PACKAGING SPECS AS PER GS-14-920
- d - THIS PRODUCT MEETS EUROPEAN UNION DIRECTIVES AND OTHER COUNTRY REGULATIONS AS DESCRIBED IN GS-47-0004.



mat'l. code		surface	tolerance	projection	product family
SEE NOTES		ISO 1302	ISO 406 ISO 1101		BERGSTIK
ltr	ecn no	dr	date	title	
H	F08-0148	RTR	08.03.31	UNSHR.HEADER	
J	F10-0252	JCO	10.11.30	STR DR TMT	
K	F11-0034	LMU	11.03.03	dwg no	
L	B-15673	LMU	13.02.14	sheet 1 of 1 size	
M	B-18962	LMU	14.09.29	54122 A3	
N	B-19782	AMA	14.12.16	type	
P	B-20598	AMA	15.03.30	CUSTOMER Drawing	
sheet index	revision sheet				