

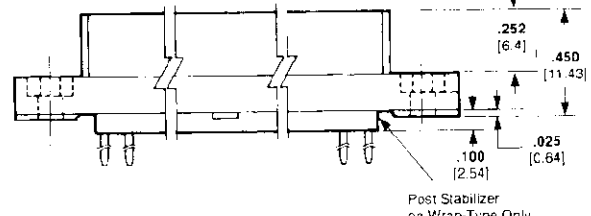
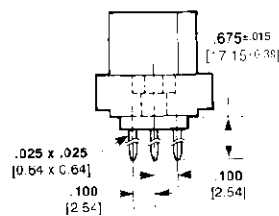
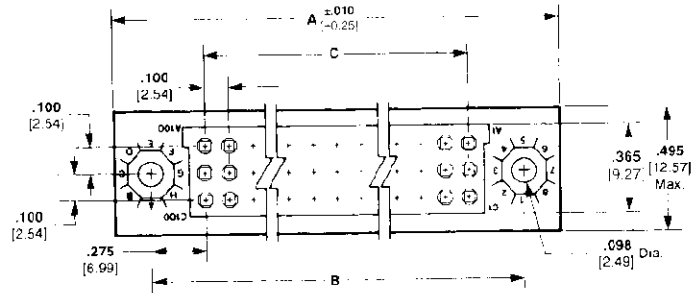
3-Row Receptacle Assemblies



Commercial Receptacle Assemblies

Housing Material — In accordance with MIL-C-55302 or MIL-M-24519 type G1 CP-30F

Contact Material and Finish — Beryllium copper per MIL-C-55302
Channel Contact and Wrap-Type Posted Contact — Plated .000030 (0.00075) gold in the contact area .000100 (0.00254) tin-lead on the tails over .000030 (0.00075) nickel on the entire contact; Solder Eyelet — Plated .000030 (0.00076) gold in the contact area in accordance with MIL-C-55302 tin-lead on the tails over .000030 (0.00076) nickel on the entire contact



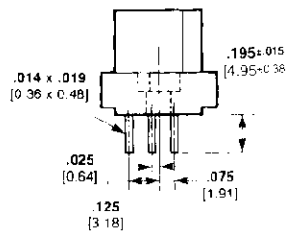
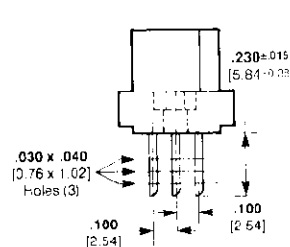
Post Stabilizer on Wrap-Type Only
Material: In accordance with MIL-C-55302 or MIL-M-24519 type GLCP-30F

Military Receptacle Assemblies

Housing Material — In accordance with MIL-C-55302 or MIL-M-24519 type G1 CP-30F

Contact Material and Finish — Beryllium copper per MIL-C-55302
Channel Contact — Plated .000050 (0.00127) gold in the contact area .000100 (0.00254) tin-lead on the tails over .000030 (0.00076) nickel on the entire contact; Wrap-Type Posted Contact — Plated .000050 (0.00127) gold over .000030 (0.00076) nickel on the entire contact; Solder Eyelet — Plated .000050 (0.00127) gold in the contact area in accordance with MIL-C-55302 .000100 (0.00254) tin-lead on the tails over .000050 (0.00127) nickel on the entire contact

Wrap-Type Posted Contact



Solder Eyelet Contact

Flow Solder
.014 x .019 [0.36 x 0.48]
Channel Contact—Unsealed
.010 x .020 [0.25 x 0.50]
Posted Contact—Sealed

Related Product Data:

- Mates with — Pin Headers, page 62
- External Keying — page 79
- Recommended Pc Board Layout page 75

No. of Pos.	Dimensions A B C			Flow Solder Contacts				Solder Eyelet			Wrap-Type Posted Contact			
				Commercial Part No.		Military M55302/130	AMP MIL Part No.		Commercial Part No.	Military M55302/130	AMP MIL Part No.	Commercial Part No.	Military M55302/130	AMP MIL Part No.
				Sealed	Unsealed		Sealed	Unsealed						
300	10.750	10.450	9.900	—	1-531138-5	—	—	—	—	—	—	—	—	
	273.05	265.43	251.46	—	—	—	—	—	—	—	—	—	—	
270	9.750	9.450	8.900	—	—	—	—	—	—	—	—	—	—	
	247.65	240.03	226.06	—	—	—	—	—	—	—	—	—	—	
24C	8.750	8.450	7.900	—	531138-8	-44	446853-8	531134-8	—	46	447192-8	531139-8	-45	447193-8
	222.25	214.63	200.66	—	—	—	—	—	—	—	—	—	—	
210	7.750	7.450	6.900	—	531138-7	-41	446853-7	531134-7	—	-43	447192-7	—	-42	447193-7
	196.85	189.23	175.26	—	—	—	—	—	—	—	—	—	—	
190	7.250	6.950	6.400	—	1-531138-3	-33	1-446853-0	1-531134-3	1-531140-3	-40	1-447192-3	—	-39	1-447193-0
	184.15	176.53	162.56	—	—	—	—	—	—	—	—	—	—	
180	6.750	6.450	5.900	—	531138-6	-35	446853-6	531134-6	531140-6	-37	447192-6	531139-6	-36	447193-6
	171.45	163.83	149.86	—	—	—	—	—	—	—	—	—	—	
165	6.250	5.950	5.400	—	531138-5	-32	446853-5	531134-5	—	-34	447192-5	—	-33	447193-5
	158.75	151.13	137.16	—	—	—	—	—	—	—	—	—	—	
150	5.750	5.450	4.900	—	531138-4	-29	446853-4	531134-4	—	-31	447192-4	531139-4	-30	447193-4
	146.05	138.43	124.46	—	—	—	—	—	—	—	—	—	—	
135	5.250	4.950	4.400	—	1-531138-2	-26	446853-9	1-531134-2	—	-28	447192-9	1-531139-2	-27	447193-9
	133.35	125.73	111.76	—	—	—	—	—	—	—	—	—	—	
126	4.950	4.650	4.100	—	—	—	—	—	—	—	—	—	—	
	125.73	118.11	104.14	—	—	—	—	—	—	—	—	—	—	
120	4.750	4.450	3.900	—	531138-3	-23	446853-3	531134-3	531140-3	-25	447192-3	531139-3	-24	447193-3
	120.65	113.03	99.06	—	—	—	—	—	—	—	—	—	—	
105	4.250	3.950	3.400	—	531138-2	-20	446853-2	531134-2	—	-22	447192-2	—	-21	447193-2
	107.95	100.33	86.36	—	—	—	—	—	—	—	—	—	—	
90	3.750	3.450	2.900	—	531138-1	-17	446853-1	531134-1	—	-19	447192-1	531139-1	-18	447193-1
	95.25	87.63	73.66	—	—	—	—	—	—	—	—	—	—	

¹Part Numbers are available upon request