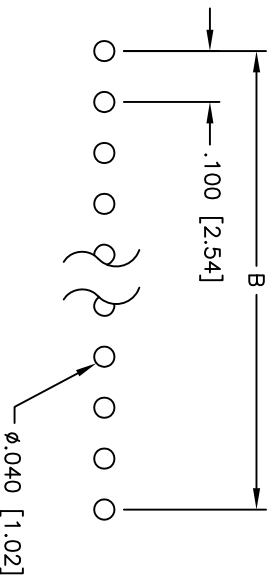
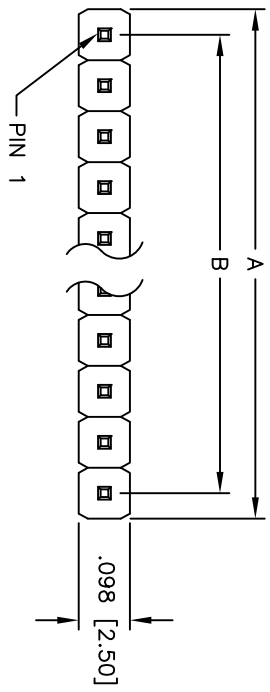
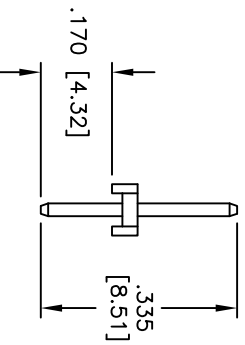
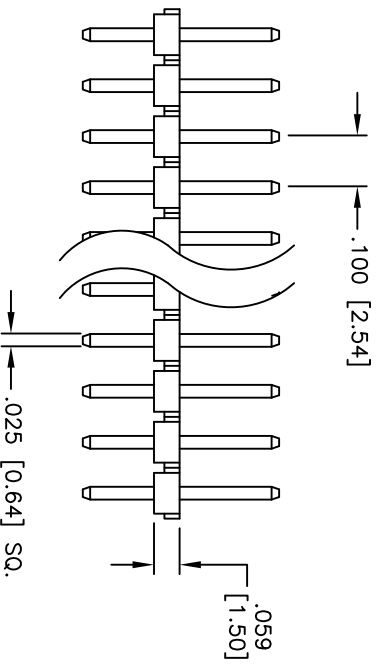


Rev	AWO #	Description	Date	Appr
-		RELEASED	8/12/10	

APPROVED: _____
 DATE: _____ TITLE: _____



RECOMMENDED PCB LAYOUT



SPECIFICATIONS:
 Material: PBT, glass reinforced, rated UL 94V-0
 Insulator color: Black
 Contacts: Brass

Plating:
 10u" Gold over Nickel underplate overall
Electrical:
 Current rating: 3 Amps max
 Contact resistance: 20 mohms max
 Insulation resistance: 5,000 Mohms min @ 500 VDC
 Dielectric withstanding voltage: 500 VAC for 1 minute
Environmental:
 Lead free, RoHS compliant
 Recommended soldering temp: 235°C for 5 seconds



Positions: 1 thru 40
 A = .100 [2.54] x No. of Positions
 B = .100 [2.54] x No. of Spaces

UNLESS OTHERWISE SPECIFIED ALL DIMENSIONS ARE INCHES [MM]	
TOLERANCES: EXCEPT AS NOTED	
INCHES	HOLES
.X ± .10	± .10
.XX ± .020	± .015
.XXX ± .015	± .010
APPROVALS	DATE
DRAWN	DY
CHECKED	
APPROVED	

ADAM TECH
 909 Rahway Avenue, Union, NJ 07083
 Phone: 908-687-5000 Fax: 908-687-5710

TITLE	.100 [2.54] SINGLE ROW PIN HEADER	
SIZE	PART NO.	REV.
X	PH1-XX-U-.170/.335-L-10	-
REF: S00039T	SCALE: NTS	SHEET 1 OF 1