



RN141TG

PIN DIODE

FEATURES

- High Frequency Switching
- Ultra Small mold type (EMD2)
- High Frequency Resistance is Very Small
- Silicon Epitaxial Planer
- In compliance with EU RoHS 2002/95/EC directives

MECHANICAL DATA

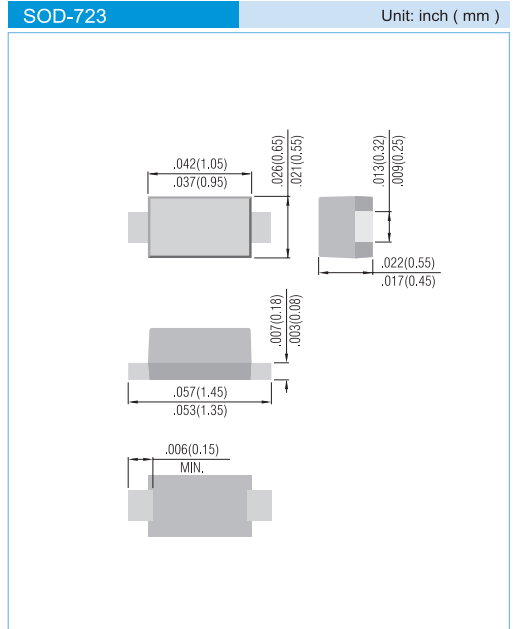
Case: SOD-723, Plastic

Terminals: Solderable per MIL-STD-750, Method 2026

Polarity: See Diagram Below

Approx.Weight : 0.00077 gram

Marking : BL



ABSOLUTE MAXIMUM RATINGS (T_A = 25°C)

PARAMETER	SYMBOL	LIMITS	UNITS
Reverse Voltage (repetitive peak)	V _R	50	V
Forward Current	I _F	100	mA
Operating Junction and Storage Temperature Range	T _J , T _{STG}	-55 to 150	°C

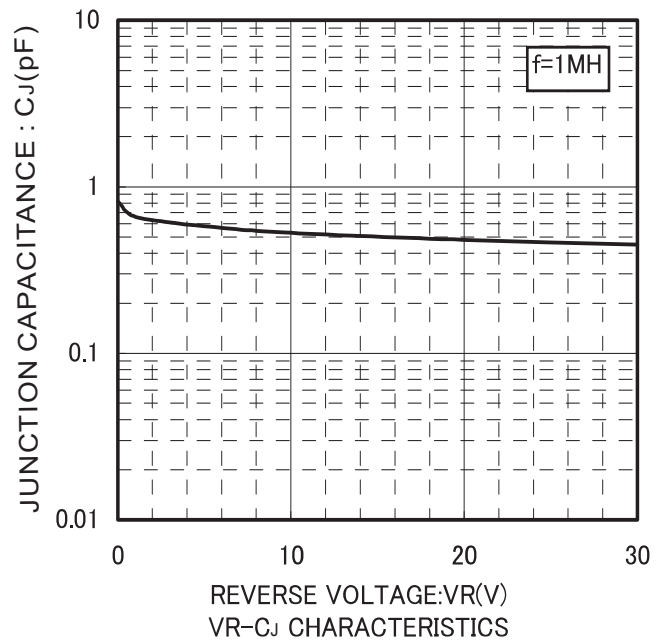
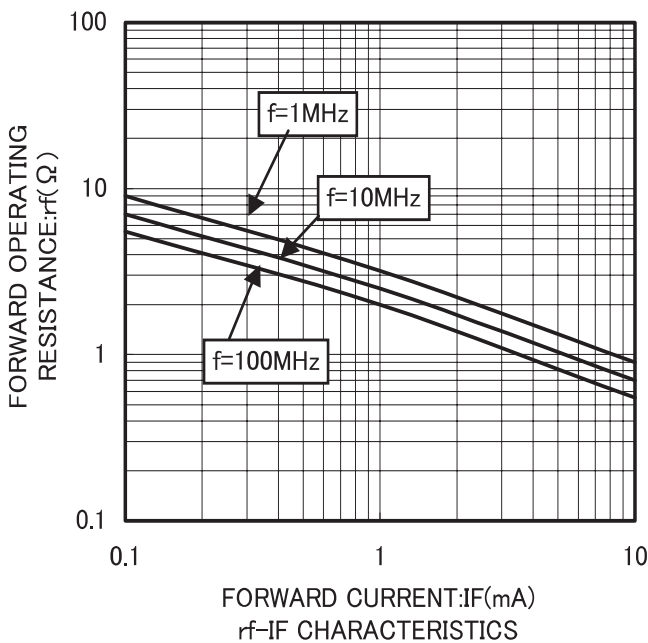
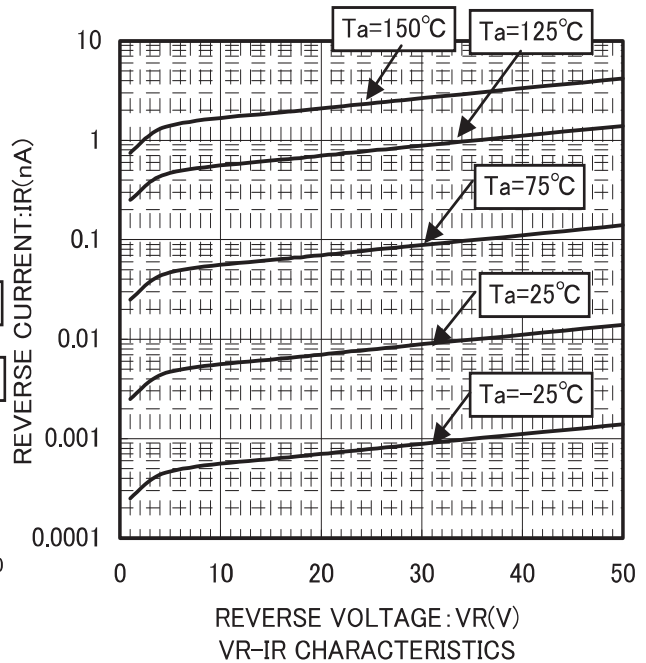
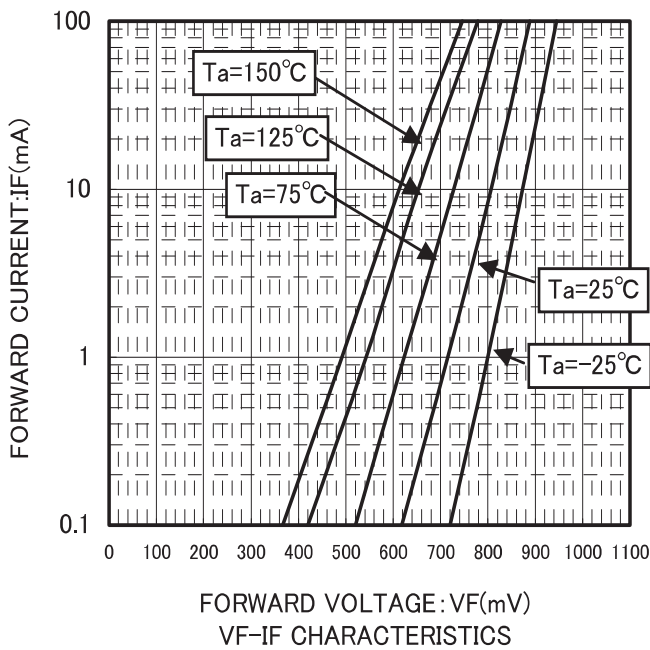
ELECTRICAL CHARACTERISTICS (T_A = 25°C)

PARAMETER	SYMBOL	TEST CONDITIONS	MIN	TYP	MAX	UNITS
Forward Voltage	V _{F1}	I _F = 10mA	-	-	1.0	V
Reverse Current	I _{R1}	V _R = 50V	-	-	0.1	μA
Junction Capacitance	C _J	V _R = 1.0V, f=1MHz	-	-	0.8	pF
Forward Resistance	R _f	I _F =3mA, f=100MHz	-	-	2	Ω



RN141TG

●Electrical characteristic curves



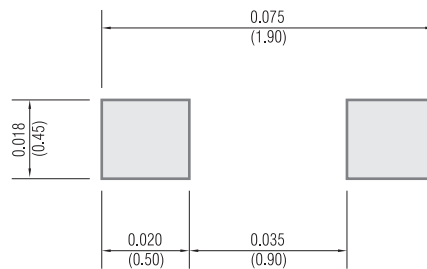


RN141TG

MOUNTING PAD LAYOUT

SOD-723

Unit: inch (mm)



ORDER INFORMATION

- Packing information

T/R - 8K per 7" plastic Reel

LEGAL STATEMENT

Copyright PanJit International, Inc 2008

The information presented in this document is believed to be accurate and reliable. The specifications and information herein are subject to change without notice. Pan Jit makes no warranty, representation or guarantee regarding the suitability of its products for any particular purpose. Pan Jit products are not authorized for use in life support devices or systems. Pan Jit does not convey any license under its patent rights or rights of others.