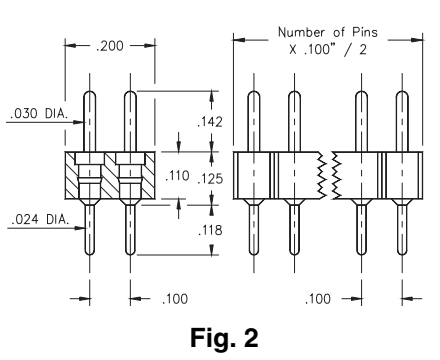
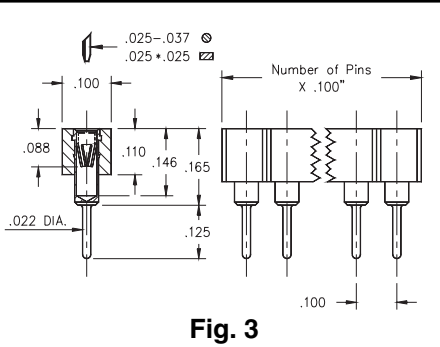


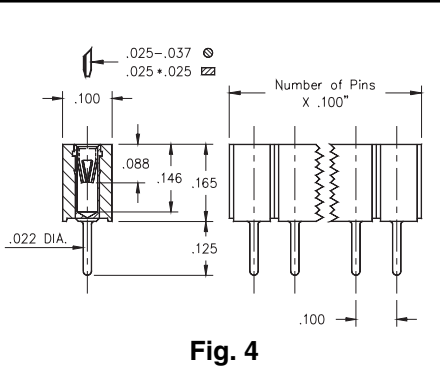
**Fig. 1**



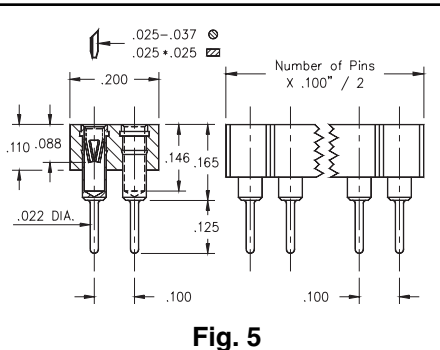
**Fig. 2**



**Fig. 3**



**Fig. 4**



**Fig. 5**

- Receptacles accept .030" diameter and .025" square pins.
- Pin headers use MM# 5016 pins. (See page 173 for details)
- Low profile sockets use MM# 1303 pins. (See page 148 for details)



**Ordering Information**

<b>Fig. 1</b>	<b>Single Row</b>	<b>Low Profile Pin Header</b>
	800-XX-0__-10-002 Specify # of pins → 01-64	
<b>Fig. 2</b>	<b>Double Row</b>	<b>Low Profile Pin Header</b>
	802-XX-0__-10-002 Specify # of pins → 02-64	

*XX= Plating Code  
See Below*

SPECIFY PLATING CODE XX=	<b>10</b>	<b>90</b>		
Pin Plating	10µ" Au	200µ" Sn/Pb		

<b>Fig. 3</b>	<b>Single Row</b>	<b>Low Profile Socket (short insulator)</b>
	801-XX-0__-10-002 Specify # of pins → 01-64	
<b>Fig. 4</b>	<b>Single Row</b>	<b>Low Profile Socket (long insulator)</b>
	801-XX-0__-10-012 Specify # of pins → 01-36	
<b>Fig. 5</b>	<b>Double Row</b>	<b>Low Profile Socket</b>
	803-XX-0__-10-002 Specify # of pins → 02-72	

*XX= Plating Code  
See Below*

SPECIFY PLATING CODE XX=		<b>93</b>	<b>99</b>
Sleeve (Pin)		200µ" Sn/Pb	200µ" Sn/Pb
Contact (Clip)		30µ" Au	200µ" Sn/Pb