



BAS116TW/BAW156DW/BAV170DW/BAV199S

SURFACE MOUNT, LOW LEAKAGE SWITCHING DIODES

VOLTAGE 100 Volts **POWER** 200mWatts

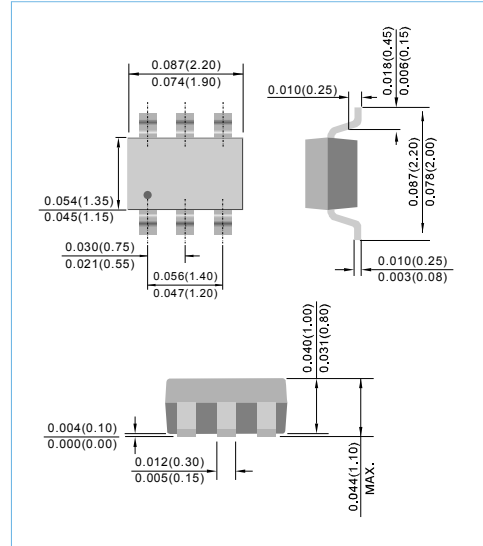
SOT-363 Unit: inch (mm)

FEATURES

- Surface mount package ideally suited for automatic insertion.
- Very low leakage current. 2nA typical at VR=75V.
- Low capacitance. 2pF max at VR=0V, f=1MHz
- Lead free in comply with EU RoHS 2011/65/EU directives.
- Green molding compound as per IEC61249 Std. . (Halogen Free)

MECHANICAL DATA

- Case: SOT-363 plastic
- Terminals: Solderable per MIL-STD-750, Method 2026
- Approx weight: 0.006 grams
- Marking: BAS116TW :PA,BAW156DW :P4,BAV170DW :P3,BAV199S :PB



ABSOLUTE RATINGS (each diode)

PARAMETER	Symbol	Value	Units
Reverse Voltage	V_R	75	V
Peak Reverse Voltage	V_{RM}	100	V
Continuous Forward Current	I_F	0.2	A
Non-repetitive Peak Forward Surge Current at $t=1.0\mu s$	I_{FSM}	4.0	A

THERMAL CHARACTERISTICS

PARAMETER	Symbol	Value	Units
Power Dissipation (Note 1)	P_{TOT}	200	mW
Thermal Resistance, Junction to Ambient (Note 1)	$R_{\theta JA}$	625	$^{\circ}C/W$
Junction Temperature	T_J	-55 to 150	$^{\circ}C$
Storage Temperature	T_{STG}	-55 to 150	$^{\circ}C$

NOTE:

1. FR-4 Board = 70 x 60 x 1mm.

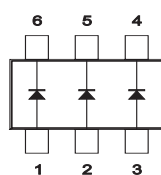


Fig.48
BAS116TW

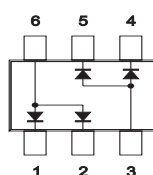


Fig.51
BAW156DW

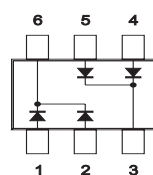


Fig.52
BAV170DW

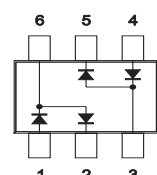


Fig.32
BAV199S



BAS116TW/BAW156DW/BAV170DW/BAV199S

ELECTRICAL CHARACTERISTICS (each diode) (TA=25°C, unless otherwise noted)

PARAMETER	Symbol	Test Condition	MIN.	TYP.	MAX.	Units
Reverse Breakdown Voltage	$V_{(BR)}$	$I_R=100 \mu A$	75			V
Reverse Current	I_R	$V_R=75 V, T_J=150 \text{ }^\circ C$		0.002 8.0	5 80	nA
Forward Voltage	V_F	$I_F=1 mA$ $I_F=10 mA$ $I_F=50 mA$ $I_F=150 mA$			0.9 1.0 1.1 1.25	V
Total Capacitance	C_T	$V_R=0 V, f=1 MHz$			2.0	pF
Reverse Recovery Time	t_{rr}	$I_F=I_R=10 mA, R_L=100 \Omega$			3.0	us

CHARACTERISTIC CURVES (each diode)

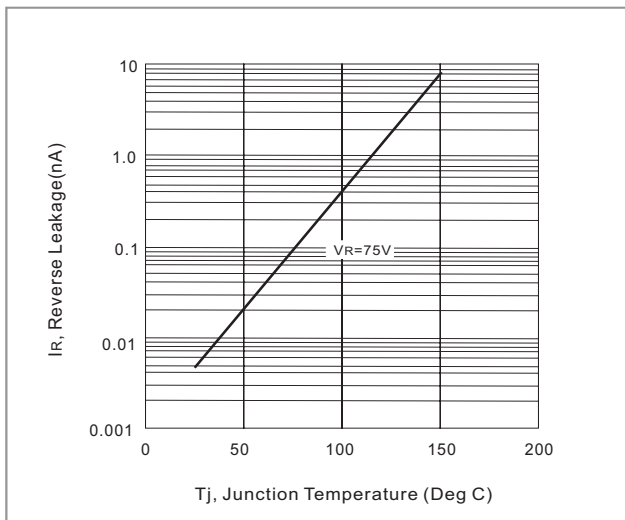


Fig. 1-Reverse Leakage vs. Junction Temperature

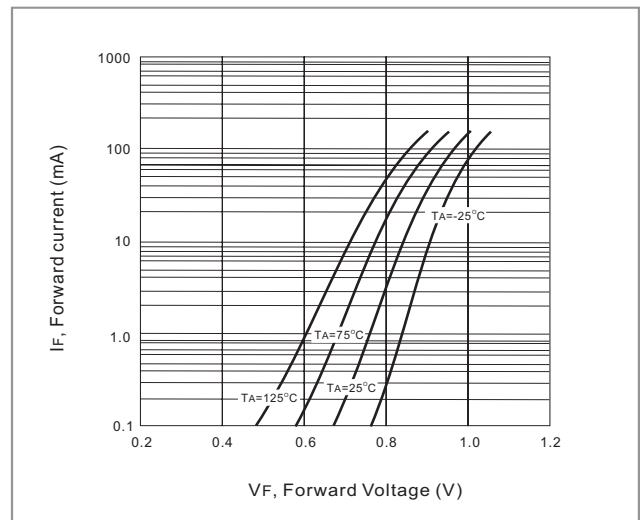


Fig. 2-Forward Current vs. Forward Voltage

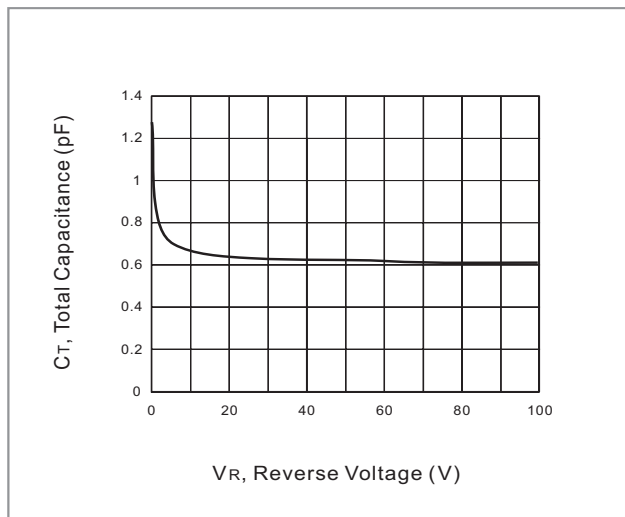
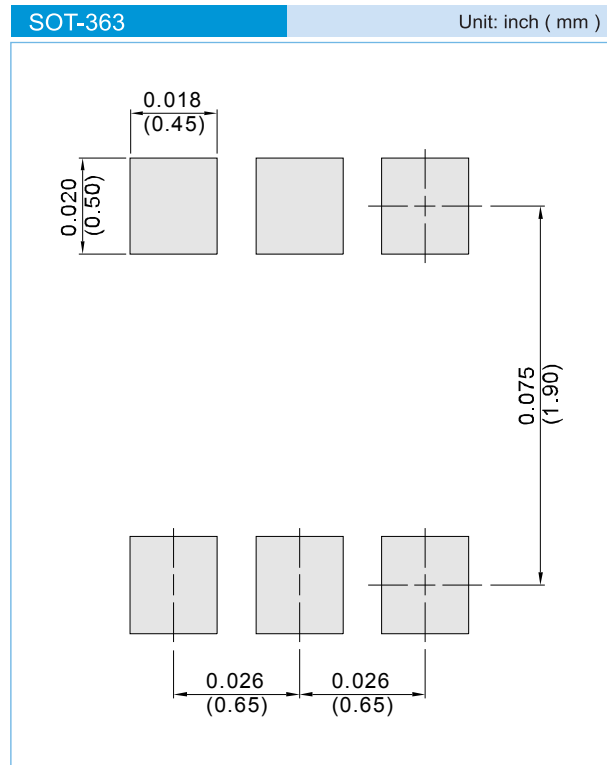


Fig. 3- Total capacitance vs. Reverse Voltage



BAS116TW/BAW156DW/BAV170DW/BAV199S

MOUNTING PAD LAYOUT



ORDER INFORMATION

- Packing information
T/R - 10K per 13" plastic Reel
T/R - 3K per 7" plastic Reel



BAS116TW/BAW156DW/BAV170DW/BAV199S

Part No_packing code_Version

BAS116TW_R1_00001

BAS116TW_R2_00001

For example :

RB500V-40_R2_00001



Packing Code XX				Version Code XXXXX		
Packing type	1 st Code	Packing size code	2 nd Code	HF or RoHS	1 st Code	2 nd ~5 th Code
Tape and Ammunition Box (T/B)	A	N/A	0	HF	0	serial number
Tape and Reel (T/R)	R	7"	1	RoHS	1	serial number
Bulk Packing (B/P)	B	13"	2			
Tube Packing (T/P)	T	26mm	X			
Tape and Reel (Right Oriented) (TRR)	S	52mm	Y			
Tape and Reel (Left Oriented) (TRL)	L	PANASERT T/B CATHODE UP (PBCU)	U			
FORMING	F	PANASERT T/B CATHODE DOWN (PBCD)	D			



BAS116TW/BAW156DW/BAV170DW/BAV199S

Disclaimer

- Reproducing and modifying information of the document is prohibited without permission from Panjit International Inc..
- Panjit International Inc. reserves the rights to make changes of the content herein the document anytime without notification. Please refer to our website for the latest document.
- Panjit International Inc. disclaims any and all liability arising out of the application or use of any product including damages incidentally and consequentially occurred.
- Panjit International Inc. does not assume any and all implied warranties, including warranties of fitness for particular purpose, non-infringement and merchantability.
- Applications shown on the herein document are examples of standard use and operation. Customers are responsible in comprehending the suitable use in particular applications. Panjit International Inc. makes no representation or warranty that such applications will be suitable for the specified use without further testing or modification.
- The products shown herein are not designed and authorized for equipments requiring high level of reliability or relating to human life and for any applications concerning life-saving or life-sustaining, such as medical instruments, transportation equipment, aerospace machinery et cetera. Customers using or selling these products for use in such applications do so at their own risk and agree to fully indemnify Panjit International Inc. for any damages resulting from such improper use or sale.
- Since Panjit uses lot number as the tracking base, please provide the lot number for tracking when complaining.