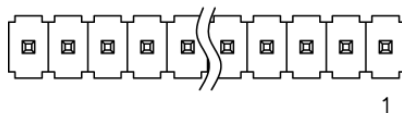
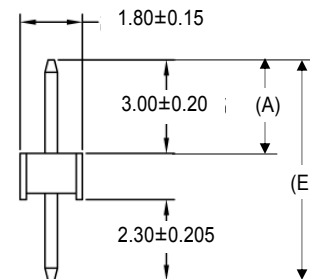
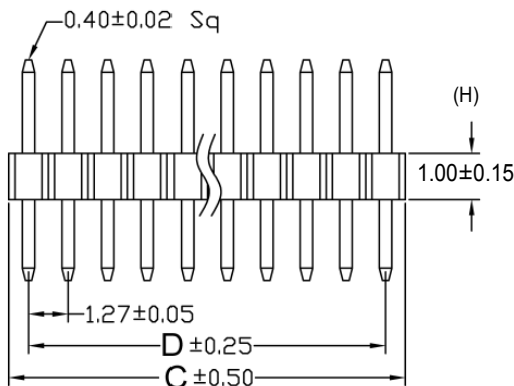
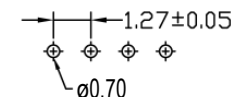


SPECIFICATIONS

Current rating: 1 amp
 Contact material: Brass
 Contact plating: Gold, tin or duplex
 Insulator material: Polyester, UL94V-0
 Insulator resistance: 5,000 megohms min.
 Withstanding: 500VAC for 1 min.
 Operating temperature: -40°C to +105°C



Recommended PC Board Hole Layout



D=1.27 x (no pos. -1)
 C=D+1.27

Series	Rows	Height H (mm)	Type	Positions	Pin Length	Plating
C3PH	1	X	XX	XX	XX	XX
Pin header, 1.27mm pitch	2=Dual row 1=Single row	[blank]=1.50 B=1.00 C=1.70* D=2.00 E=2.54* *Dual row only	ST=Straight RA=Right angle SM=Surface mount	1-40 (single row) 2-80 (double row)	SD=Standard (3.0mm mating, 2.3mm tail) CS=Customer specified length. (A/E)	SGXX=Duplex TN=Tin GDXX=Gold XX=Flash if blank; 03, 05, 10, 15, 30µ"

RoHS compliant

Rev.	Description	Date	Approved	Drawing	Name	Date
A	Dimensions	06/02/05	Tom	Approved	Howard	08/10/99
				Checked	Lizzy	08/10/99
				Drawn	Tina	08/10/99
				0.0 ± 0.35	0.00 ± 0.20	Angles ± 3'
				UNIT: mm		

Central Components Manufacturing
 440 Lincoln Blvd., Middlesex, New Jersey 08846
 Phone 732 469-5720 888 288-5152 Fax 732 469-1919

Part No.: **C3PH-1-B-ST-XX-SD-XX**

Description: Pin header, 1.27mm (0.050") pitch, 1 mm insulator