



**TECHNICALS FEATURES**

**MATERIAL**

**INSULATOR** : Special PPS (Polyphenylene Sulfide Fibreglass filled thermoplastic) UL 94-V0

- Radiation resistance
- No humidity absorption
- Oxygen free

Note : PPS characteristics are recognized for space applications

**SIGNAL CONTACTS for PCB:**

- Female :**
- **Body** : Copper alloy / Ni + Au 0.2µ
  - **Socket body** : Beryllium alloy / Ni + Au 1.25µ

**FIXING HARDWARE :**

- **Jackscrew** : Stainless steel

**ELECTRICAL for LF Contacts**

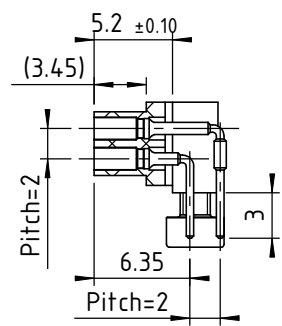

- **All contacts** : 3 A max. @ 25°C  
2.2 A max. @ 85°C
- **Working voltage (sea level)** : Tested at 800 V DC
- **Proof voltage** : Tested at 1200 V DC
- **Contact resistance (initially)** : max. 10 mΩ
- **Insulation resistance** : 1000 MΩ min

**MECHANICAL for LF Contacts**

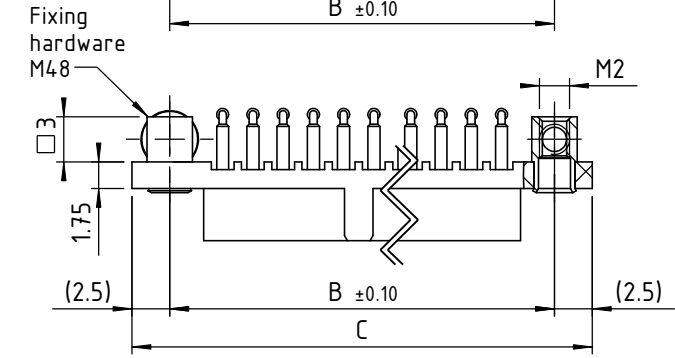
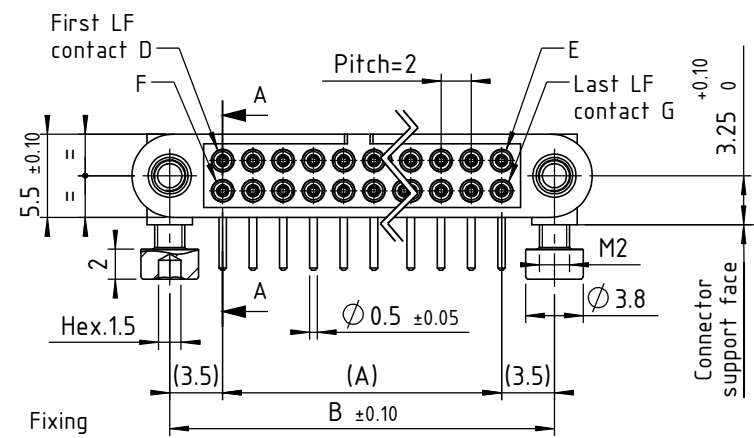
- **Mechanical operations** : 500 cycles min. up to 2500.
- **Contact insertion and withdrawal force** : 2 N max. / 0.2 N min.

**ENVIRONMENTAL**

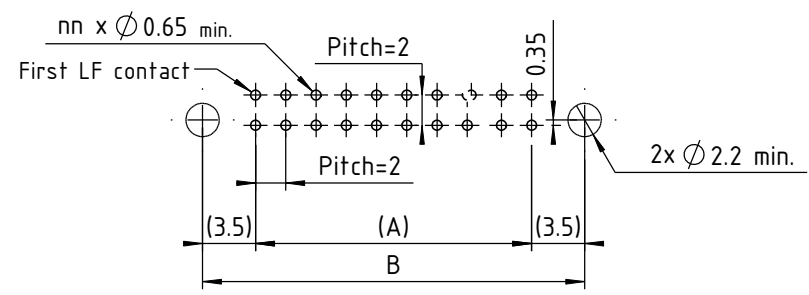
- **Temperature range** : From -60°C to +260°C
- **Vibration severity** : 0.75mm, 10 g RMS 6 hours long random with superimposed sinusoid. No intermittencies measured when using an H.S.L.I. (High Speed Logic Interrupt) detector with a trip threshold of 2 ns.
- **Shock severity** : 100g for 6 ms
- **Solvent resistance** : HcFc 141 bMGX (ATOCHEM) solvent
- **Salt spray test** : 96 hrs
- **Humidity test** : 56 days @ 90% humidity



CUT A-A



**Recommended PCB layout:**



Marking as referenced in the CMM catalogue pages 12 & 13

LF contacts number nn	Distance in mm between axes		Length in mm	LF contacts reference mark number			
	A	B		C	D	E	F
04	2	9	14	1	2	3	4
06	4	11	16	1	3	4	6
08	6	13	18	1	4	5	8
10	8	15	20	1	5	6	10
12	10	17	22	1	6	7	12
14	12	19	24	1	7	8	14
16	14	21	26	1	8	9	16
18	16	23	28	1	9	10	18
20	18	25	30	1	10	11	20
22	20	27	32	1	11	12	22
24	22	29	34	1	12	13	24
26	24	31	36	1	13	14	26
28	26	33	38	1	14	15	28
30	28	35	40	1	15	16	30
32	30	37	42	1	16	17	32
34	32	39	44	1	17	18	34
36	34	41	46	1	18	19	36
38	36	43	48	1	19	20	38
40	38	45	50	1	20	21	40
42	40	47	52	1	21	22	42
44	42	49	54	1	22	23	44
46	44	51	56	1	23	24	46
48	46	53	58	1	24	25	48
50	48	55	60	1	25	26	50
52	50	57	62	1	26	27	52
54	52	59	64	1	27	28	54
56	54	61	66	1	28	29	56
58	56	63	68	1	29	30	58
60	58	65	70	1	30	31	60

 www.nicomatic.com Mail : nicomatic@nicomatic.fr Tel : +33 (0)4.50.36.13.85	2	31/05/10	N.P.	A.V.	E.M.
	Iss	Date	Drawn	Checked	Approved
Item : Connector CMM220 female 90° on PCB, nn LF contacts, M48					
Folder : X:\Méthodes\Plans clients\Plans clients 2D\10 - CMM220\Connecteurs femelles\222V\222VnnM48_cl					

This document and drawings, sketches, and schematic drawings are the property of the NICOMATIC company, and no parts thereof may be reproduced and used without the written consent of the owner. Law dated 11.03.1902

Catalogue Reference : **222VnnM48**

	General tolerance	±0.2	Scale	2:1	Page	1/1
--	-------------------	------	-------	-----	------	-----