

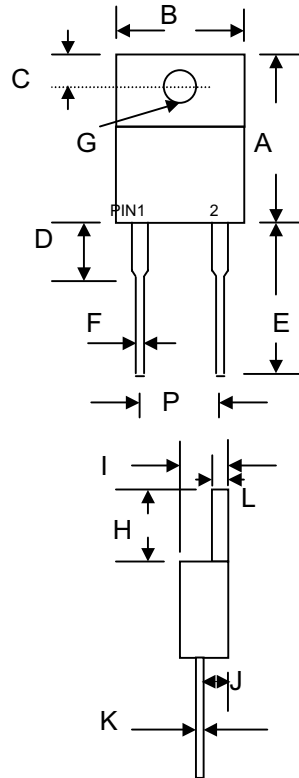
**Data Sheet 2618 Rev.—**

**Features**

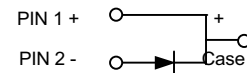
- Glass Passivated Die Construction
- Super-Fast Switching for High Efficiency
- High Current Capability
- Low Reverse Leakage Current
- High Surge Current Capability
- Plastic Material has UL Flammability Classification 94V-O

**Mechanical Data**

- Case: TO-220A Molded Plastic
- Terminals: Plated Leads Solderable per MIL-STD-202, Method 208
- Polarity: See Diagram
- Weight: 2.24 grams (approx.)
- Mounting Position: Any
- Marking: Type Number



TO-220A		
Dim	Min	Max
A	0.587(14.9)	0.595(15.10)
B	—	0.413(10.50)
C	0.103(2.62)	0.113(2.87)
D	0.140(3.56)	0.160(4.06)
E	0.530(13.46)	0.560(14.22)
F	0.027(0.68)	0.037(0.94)
G	0.147(3.74)∅	0.154(3.91)∅
H	0.230(5.84)	0.270(6.86)
I	0.175(4.44)	0.185(4.70)
J	0.100(2.54)	0.110(2.79)
K	0.014(0.35)	0.025(0.64)
L	0.045(1.14)	0.055(1.40)
P	0.195(4.95)	0.205(5.20)
All Dimensions in inch(mm)		



**Maximum Ratings and Electrical Characteristics @T<sub>A</sub>=25°C unless otherwise specified**

Single Phase, half wave, 60Hz, resistive or inductive load.  
For capacitive load, derate current by 20%.

Characteristic	Symbol	ER 800	ER 801	ER 801A	ER 802	ER 803	ER 804	ER 806	Unit
Peak Repetitive Reverse Voltage	V <sub>RRM</sub>								
Working Peak Reverse Voltage	V <sub>RWM</sub>	50	100	150	200	300	400	600	V
DC Blocking Voltage	V <sub>R</sub>								
RMS Reverse Voltage	V <sub>R(RMS)</sub>	35	70	105	140	210	280	420	V
Average Rectified Output Current @T <sub>C</sub> = 105°C	I <sub>o</sub>	8.0							A
Non-Repetitive Peak Forward Surge Current 8.3ms Single half sine-wave superimposed on rated load (JEDEC Method)	I <sub>FSM</sub>	125							A
Forward Voltage @I <sub>F</sub> = 8.0A	V <sub>FM</sub>		0.95				1.3	1.7	V
Peak Reverse Current @T <sub>A</sub> = 25°C	I <sub>RM</sub>	10							μA
At Rated DC Blocking Voltage @T <sub>A</sub> = 100°C		400							
Reverse Recovery Time (Note 1)	t <sub>rr</sub>		35				50		nS
Typical Junction Capacitance (Note 2)	C <sub>j</sub>		70				50		pF
Operating and Storage Temperature Range	T <sub>j</sub> , T <sub>STG</sub>	-65 to +150							°C

Note: 1. Measured with I<sub>F</sub> = 0.5A, I<sub>R</sub> = 1.0A, I<sub>RR</sub> = 0.25A.  
2. Measured at 1.0 MHz and applied reverse voltage of 4.0V D.C.

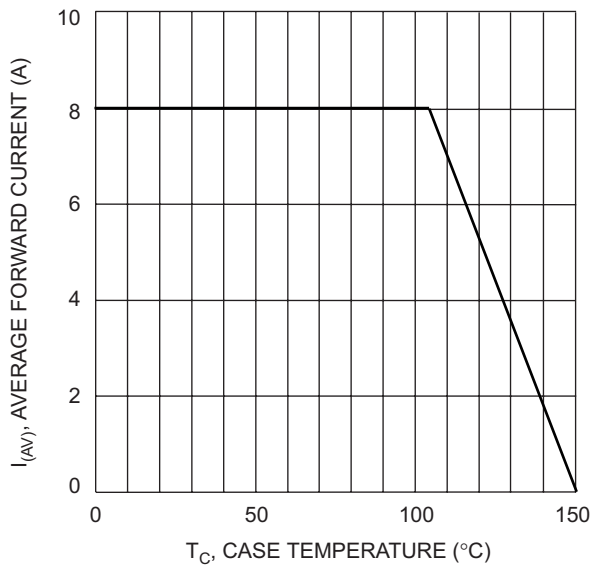


Fig. 1 Forward Current Derating Curve

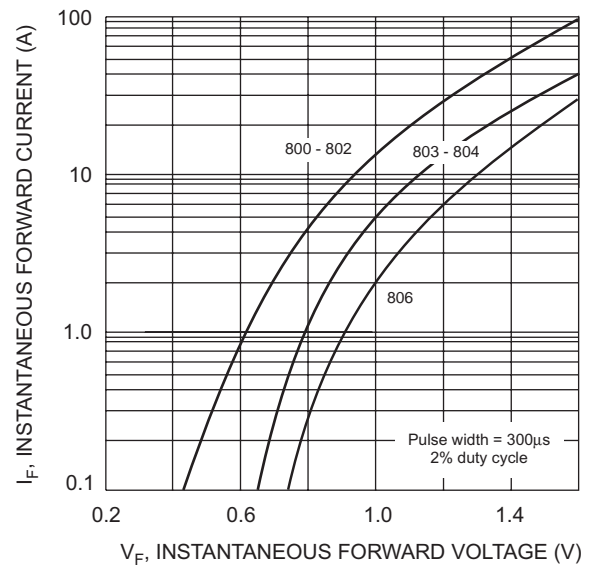


Fig. 2 Typical Forward Characteristics

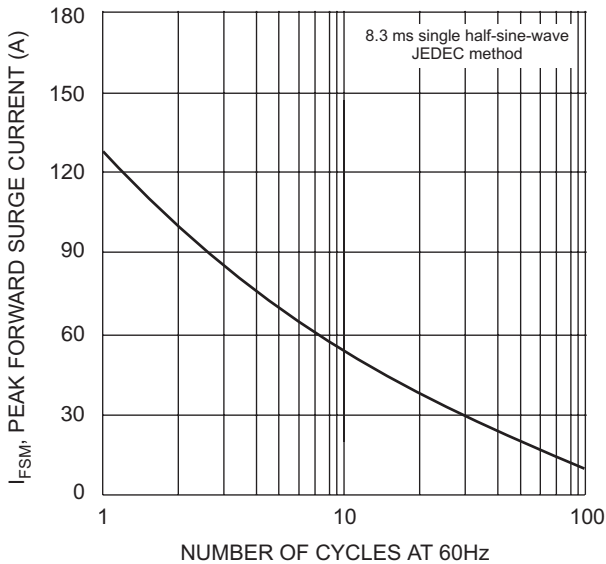


Fig. 3 Max Non-Repetitive Surge Current

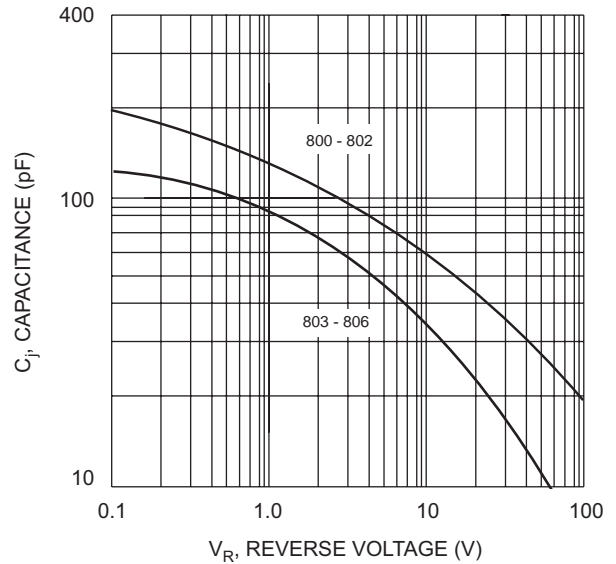


Fig. 4 Typical Junction Capacitance

**TECHNICAL DATA**

**DISCLAIMER:**

- 1- The information given herein, including the specifications and dimensions, is subject to change without prior notice to improve product characteristics. Before ordering, purchasers are advised to contact the Sensitron Semiconductor sales department for the latest version of the datasheet(s).
- 2- In cases where extremely high reliability is required (such as use in nuclear power control, aerospace and aviation, traffic equipment, medical equipment, and safety equipment), safety should be ensured by using semiconductor devices that feature assured safety or by means of users' fail-safe precautions or other arrangement.
- 3- In no event shall Sensitron Semiconductor be liable for any damages that may result from an accident or any other cause during operation of the user's units according to the datasheet(s). Sensitron Semiconductor assumes no responsibility for any intellectual property claims or any other problems that may result from applications of information, products or circuits described in the datasheets.
- 4- In no event shall Sensitron Semiconductor be liable for any failure in a semiconductor device or any secondary damage resulting from use at a value exceeding the absolute maximum rating.
- 5- No license is granted by the datasheet(s) under any patents or other rights of any third party or Sensitron Semiconductor.
- 6- The datasheet(s) may not be reproduced or duplicated, in any form, in whole or part, without the expressed written permission of Sensitron Semiconductor.
- 7- The products (technologies) described in the datasheet(s) are not to be provided to any party whose purpose in their application will hinder maintenance of international peace and safety nor are they to be applied to that purpose by their direct purchasers or any third party. When exporting these products (technologies), the necessary procedures are to be taken in accordance with related laws and regulations.