


PACKAGE: 1206 Profile
CONSTRUCTION: PCB Carrier
 Epoxy Molded Lens

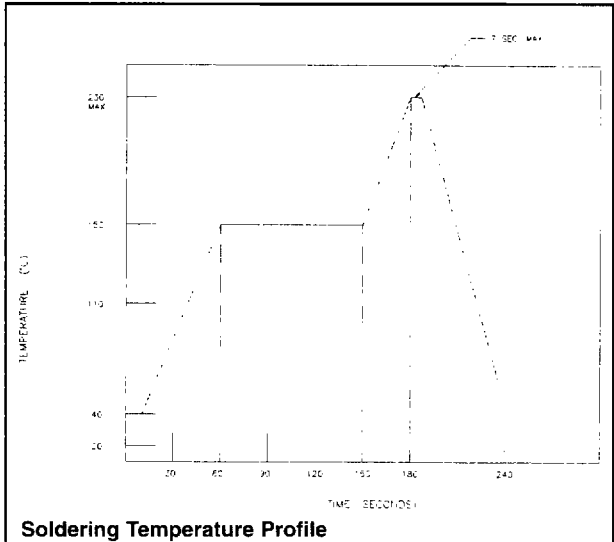
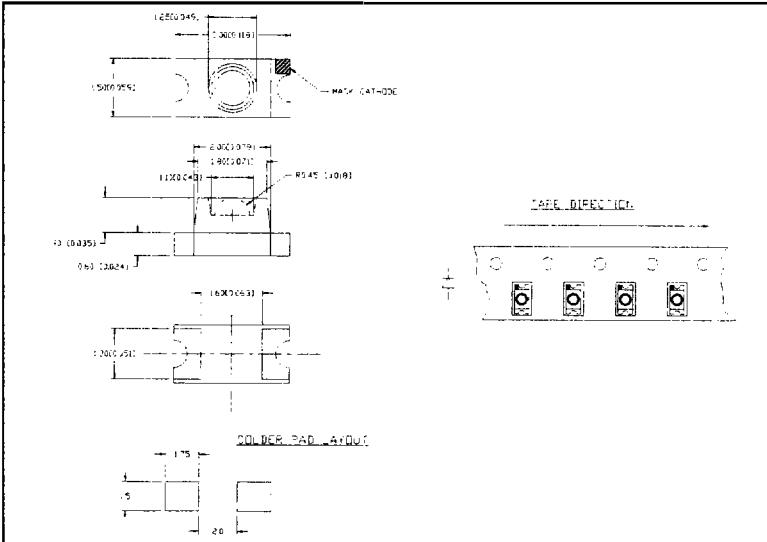


FEATURES

- 1206 style, narrow angle of emission
- Unique built-in lenses collimates light
- Low cost construction
- Choice of colors

APPLICATIONS

- Intense backlighting of keyboard
- Backlighting of graphics
- Projected light spots



PRODUCT SELECTION AND OPTO/ELECTRONIC SPECIFICATIONS (@25°C)

LUMEX PART NUMBER	Emitted Color	λ Pk nm	Lens Color	On Axis Iv mCD @ 20 mA	Vf @ 20 mA Typ	Vf @ 20 mA Max	Emission Angle 2 θ	Pieces per Reel
SML-LXL1206YC-TR	Yellow	585	Clear	14	2.0	2.8	40°	2000
SML-LXL1206YC-TR	Yellow	585	Clear	14	2.0	2.8	40°	2000