

FEATURES AND SPECIFICATIONS

Features and Benefits

- Sizes 4 to 80 circuits
- Stackable side-to-side and end-to-end (on unbroken edges)
- Easy breakaway to smaller sizes
- Drawn .025" square wire provides 4-sided smooth surface for quality interface
- For high temperature version contact factory, engineering series 70280

Reference Information

Product Specification: PS-8624
 Packaging: Bag
 UL File No.: E29179 (G)
 CSA File No.: LR19980A
 Designed In: Inches

Electrical

Voltage: 250V
 Current: 3.0A
 Contact Resistance: 15mΩ max.
 Dielectric Withstanding Voltage: 600V
 Insulation Resistance: 1000 MΩ min.

Mechanical

Pin Retention to Wafer: 1.8kg (4 lb)
 Durability: 25 cycles Tin/Lead and 50 cycles Gold

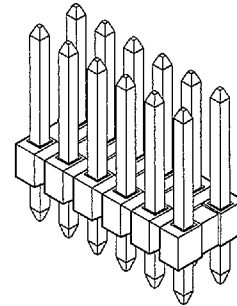
Physical

Housing: Glass-filled polyester, UL 94V-0
 Contact: Phosphor Bronze
 Plating: See Table
 Temperature: -40 to +105°C

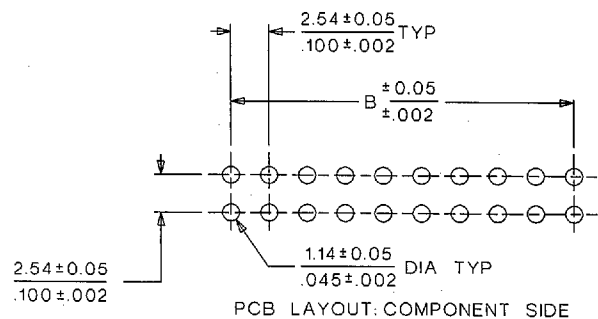
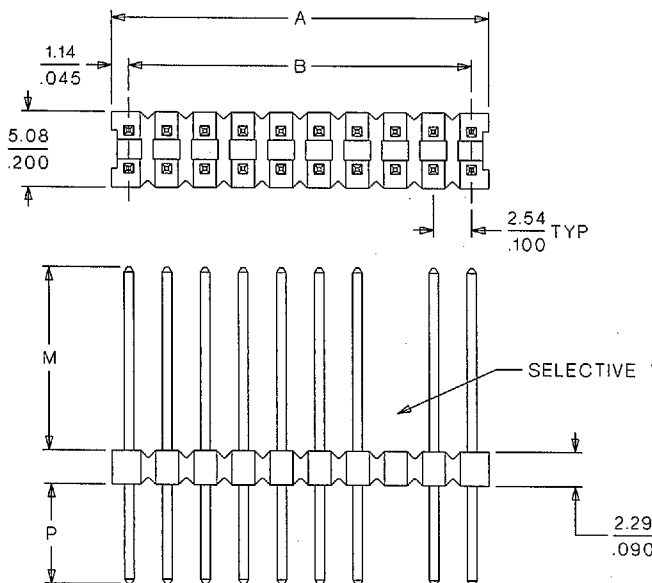


2.54mm (.100") Pitch C-Grid® Breakaway Header 8624 Dual Row, Straight

C-Grid
A



Not For Use With Molex C-Grid III™ Components



ORDERING INFORMATION AND DIMENSIONS

Plating Option	Order No.	
	M = 6.10mm (.240") P = 2.80mm (.110")	M = 8.13mm (.320") P = 2.80mm (.110")
15μ" min. select Gold	• 10-89-1XX1	• 10-89-1XX3
30μ" min. select Gold	• 10-89-2XX1	• 10-89-2XX3
150μ" Tin/Lead, Nickel overall	• 10-88-1XX1	• 10-88-1XX3
5μ" min. Gold flash	• 10-89-9XX7	Contact factory

Replace XX with no. of circuits, 04-80 (even only), for 2-circuit, see 42375

Circuits	Dimension	
	A	B
4	4.83 (.190)	2.54 (.100)
6	7.37 (.290)	5.08 (.200)
8	9.91 (.390)	7.62 (.300)
10	12.45 (.490)	10.16 (.400)
12	14.99 (.590)	12.70 (.500)
14	17.53 (.690)	15.24 (.600)
16	20.07 (.790)	17.78 (.700)
18	22.61 (.890)	20.32 (.800)
20	25.15 (.990)	22.86 (.900)

Circuits	Dimension	
	A	B
22	27.69 (1.090)	25.40 (1.000)
24	30.23 (1.190)	27.94 (1.100)
26	32.77 (1.290)	30.48 (1.200)
28	35.31 (1.390)	33.02 (1.300)
30	37.85 (1.490)	35.56 (1.400)
32	40.39 (1.590)	38.10 (1.500)
34	42.93 (1.690)	40.64 (1.600)
36	45.47 (1.790)	43.18 (1.700)
38	48.01 (1.890)	45.72 (1.800)

Circuits	Dimension	
	A	B
40	50.55 (1.990)	48.26 (1.900)
42	53.09 (2.090)	50.80 (2.000)
44	55.63 (2.190)	53.34 (2.100)
46	58.17 (2.290)	55.88 (2.200)
48	60.71 (2.390)	58.42 (2.300)
50	63.25 (2.490)	60.96 (2.400)
52	65.79 (2.590)	63.50 (2.500)
54	68.33 (2.690)	66.04 (2.600)
56	70.87 (2.790)	68.58 (2.700)

Circuits	Dimension	
	A	B
58	73.41 (2.890)	71.12 (2.800)
60	75.95 (2.990)	73.66 (2.900)
62	78.49 (3.090)	76.20 (3.000)
64	81.03 (3.190)	78.74 (3.100)
66	83.57 (3.290)	81.28 (3.200)
68	86.11 (3.390)	83.82 (3.300)
70	88.65 (3.490)	86.36 (3.400)
72	91.19 (3.590)	88.90 (3.500)

• US Standard Product, available through Molex franchised distributors
 Note: Dimension M = Mating End and Dimension P = PC Tail