



BC846BPN

DUAL SURFACE MOUNT NPN/PNP TRANSISTORS (COMPLIMENTARY)

This device contains two electrically-isolated complimentary pair (NPN and PNP) general-purpose transistors. This device is ideal for portable applications where board space is at a premium.

VOLTAGE 65 Volts **POWER** 225 mWatts

SOT-363 Unit : inch(mm)

FEATURES

- General purpose amplifier applications
- Collector current $I_c = 100\text{mA}$
- In compliance with EU RoHS 2002/95/EC directives

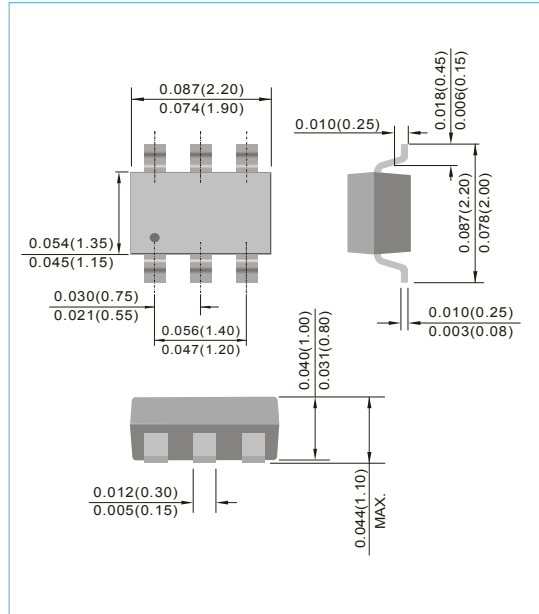
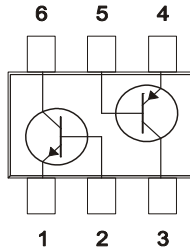
MECHANICAL DATA

Case: SOT-363, Plastic

Terminals: Solderable per MIL-STD-750, Method 2026

Approx. Weight: 0.006 gram

Marking :46P



ABSOLUTE RATINGS

NPN

Parameter	Symbol	Value	Units
Collector - Emitter Voltage	V_{CEO}	65	V
Collector - Base Voltage	V_{CBO}	80	V
Emitter - Base Voltage	V_{EBO}	6.0	V
Collector Current - Continuous	I_c	100	mA

PNP

Parameter	Symbol	Value	Units
Collector - Emitter Voltage	V_{CEO}	-65	V
Collector - Base Voltage	V_{CBO}	-80	V
Emitter - Base Voltage	V_{EBO}	-5.0	V
Collector Current - Continuous	I_c	-100	mA



BC846BPN

THERMAL CHARACTERISTICS

Parameter	Symbol	Value	Units
Max .Total Power Dissipation	P_{TOT}	225	mW
Junction Temperature range	T_J	-55 to 150	°C
Storage Temperature range	T_{STG}	-55 to 150	°C

ELECTRICAL CHARACTERISTICS

NPN

Parameter	Symbol	Test Condition	MIN.	TYP.	MAX.	Units
Collector - Emitter Breakdown Voltage	$V_{(BR)CEO}$	$I_C=10mA$	65	-	-	V
Collector - Base Breakdown Voltage	$V_{(BR)CBO}$	$I_C=10\mu A, V_{EB}=0$	80	-	-	V
Emitter - Base Breakdown Voltage	$V_{(BR)EBO}$	$I_E=1.0\mu A$	6.0	-	-	V
Collector-Base Cutoff Current	I_{CBO}	$V_{CB}=30V, I_E=0$	-	-	15	nA
DC Current Gain	h_{FE}	$I_C=2.0mA, V_{CE}=5V$	200	-	450	-
Collector - Emitter Saturation Voltage	$V_{CE(SAT)}$	$I_C=10mA, I_B=0.5mA$ $I_C=100mA, I_B=5.0mA$	-	-	0.25 0.6	V
Base - Emitter Saturation Voltage	$V_{BE(SAT)}$	$I_C=10mA, I_B=0.5mA$	0.6	-	0.9	V
Gain-Bandwidth Product	f_T	$V_{CE}=5V, I_C=10mA$ $f=100MHz$	100	-	-	MHz

PNP

Parameter	Symbol	Test Condition	MIN.	TYP.	MAX.	Units
Collector - Emitter Breakdown Voltage	$V_{(BR)CEO}$	$I_C=-10mA$	-65	-	-	V
Collector - Base Breakdown Voltage	$V_{(BR)CBO}$	$I_C=-10\mu A, V_{EB}=0$	-80	-	-	V
Emitter - Base Breakdown Voltage	$V_{(BR)EBO}$	$I_E=-1.0\mu A$	-5.0	-	-	V
Collector-Base Cutoff Current	I_{CBO}	$V_{CB}=-30V, I_E=0$	-	-	-15	nA
DC Current Gain	h_{FE}	$I_C=-2.0mA, V_{CE}=-5V$	220	-	475	-
Collector - Emitter Saturation Voltage	$V_{CE(SAT)}$	$I_C=-10mA, I_B=-0.5mA$ $I_C=-100mA, I_B=-5.0mA$	-	-	-0.3 -0.65	V
Base - Emitter Saturation Voltage	$V_{BE(SAT)}$	$I_C=-10mA, I_B=-0.5mA$	-0.6	-	-0.9	V
Gain-Bandwidth Product	f_T	$V_{CE}=-5V, I_C=-10mA$ $f=100MHz$	100	-	-	MHz



BC846BPN

NPN ELECTRICAL CHARACTERISTICS CURVE

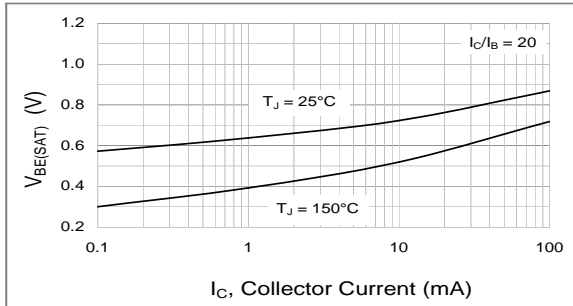


Fig.1 Base-Emitter Saturation Voltage

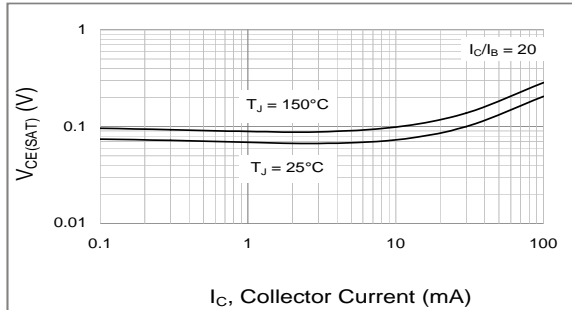


Fig.2 Collector-Emitter Saturation Voltage

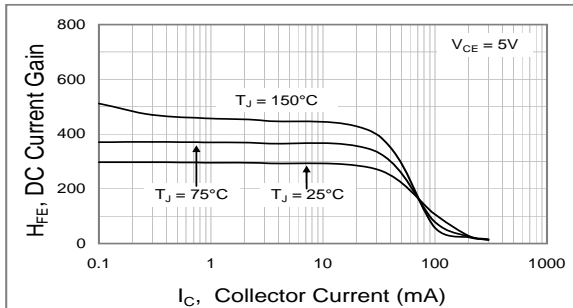


Fig.3 DC Current Gain

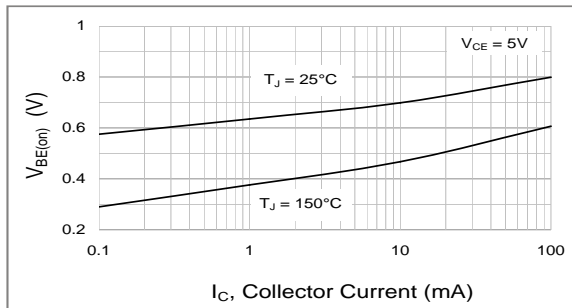


Fig.4 Base-Emitter Voltage

PNP ELECTRICAL CHARACTERISTICS CURVE

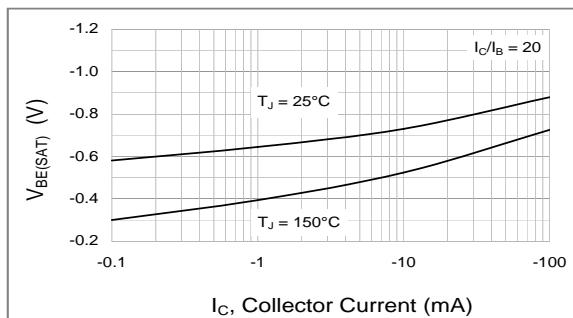


Fig.1 Base-Emitter Saturation Voltage

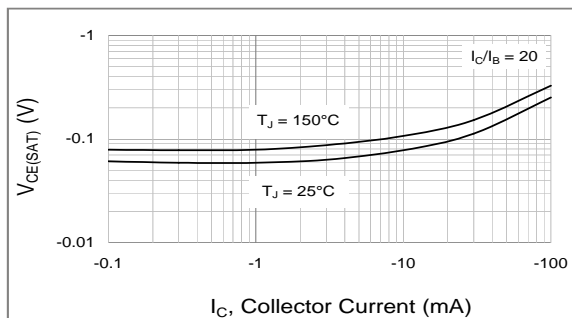


Fig.2 Collector-Emitter Saturation Voltage

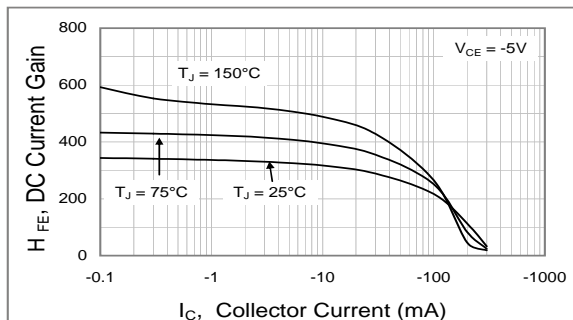


Fig.3 DC Current Gain

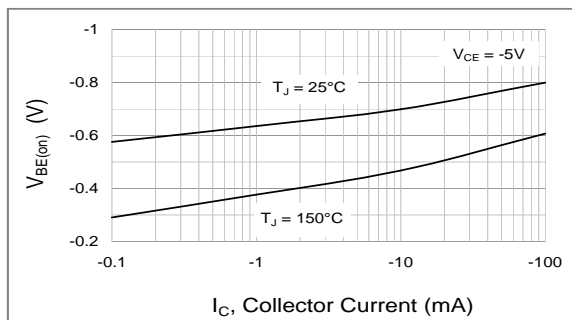
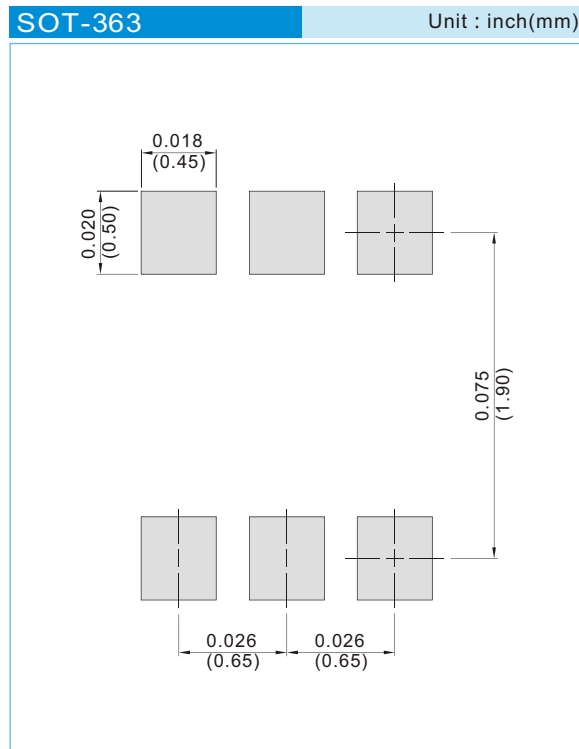


Fig.4 Base-Emitter Voltage



BC846BPN

MOUNTING PAD LAYOUT



ORDER INFORMATION

- Packing information
 - T/R - 10K per 13" plastic Reel
 - T/R - 3K per 7" plastic Reel

LEGAL STATEMENT

Copyright PanJit International, Inc 2011

The information presented in this document is believed to be accurate and reliable. The specifications and information herein are subject to change without notice. Pan Jit makes no warranty, representation or guarantee regarding the suitability of its products for any particular purpose. Pan Jit products are not authorized for use in life support devices or systems. Pan Jit does not convey any license under its patent rights or rights of others.