

# Customer Information Sheet

DRAWING No.: M80-582XXXX

SHEET 2 OF 2

IF IN DOUBT - ASK

©

NOT TO SCALE

THIRD ANGLE PROJECTION

ALL DIMENSIONS IN mm

**SPECIFICATIONS:**

**MATERIAL:**  
 MOULDING = GLASS-FILLED PPS,  
 UL94V-0, BLACK  
 CONTACT = COPPER ALLOY  
 JACKSCREW = STAINLESS STEEL

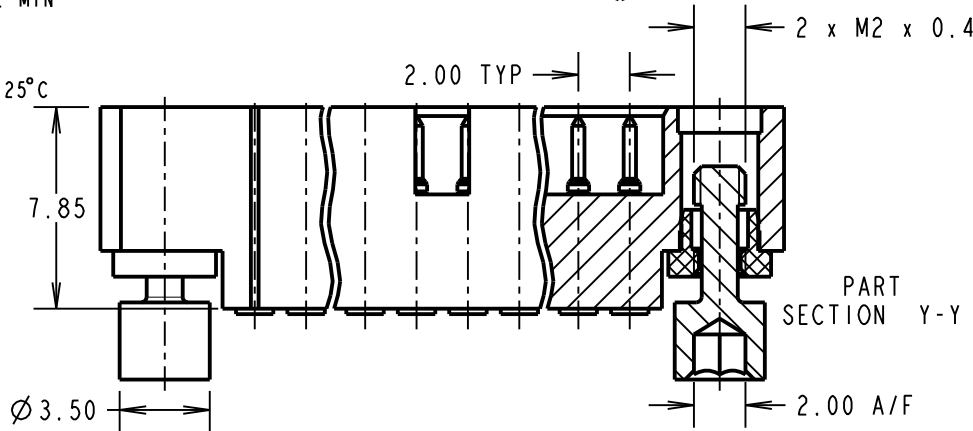
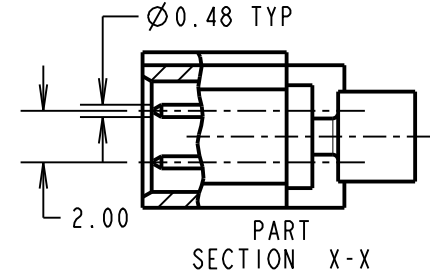
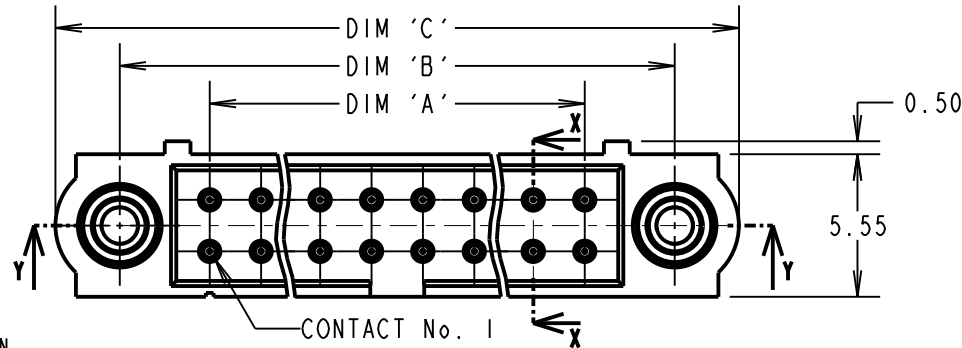
**FINISH:**  
 05 = 0.25-0.3µ GOLD  
 46 = 3.5-5.0µ 100% TIN SHELL

**ELECTRICAL:**  
 CURRENT RATING AT 25°C = 3.0A MAX  
 CURRENT RATING AT 85°C = 2.2A MAX  
 WORKING VOLTAGE = 120V AC/DC  
 VOLTAGE PROOF = 360V AC/DC  
 CONTACT RESISTANCE = 25 mΩ MAX  
 INSULATION RESISTANCE = 100 MΩ MIN

**MECHANICAL:**  
 DURABILITY = 500 OPERATIONS

**ENVIRONMENTAL:**  
 TEMPERATURE RANGE = -55°C TO +125°C

**PACKING:**  
 LOOSE  
 FOR COMPLETE SPECIFICATION,  
 SEE COMPONENT SPECIFICATION  
 C005XX (LATEST ISSUE)



**NOTES:**

- CONNECTORS ARE SUPPLIED WITH CONTACTS LOOSE.
- FOR EXTRA CONTACTS, USE PART NUMBER M80-1940005 FOR M80-582XX05 AND M80-1940006 FOR M80-582XX46.
- RECOMMENDED WIRE TYPE = BS 3G 210 TYPE A, PTFE INSULATED 24-28 AWG. MAX INSULATION DIAMETER = Ø1.10mm, STRIP WIRE BY 2.00mm.
- RECOMMENDED HAND CRIMP TOOL = M22520/2-01 WITH POSITIONER T5747. REFER TO TOOLING INSTRUCTION SHEET IS-01 FOR COMPLETE CRIMPING INSTRUCTIONS.
- CONTACT INSERTION AND EXTRACTION TOOL = Z80-280. REFER TO TOOLING INSTRUCTION SHEET IS-25 FOR ASSEMBLY INSTRUCTIONS.

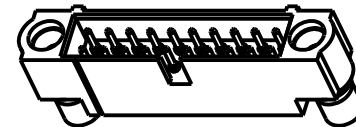
| DIMENSION   | CALCULATION                |
|---|----------------------------|
| DIM 'A'   | TOTAL No. OF CONTACTS - 2  |
| DIM 'B'   | TOTAL No. OF CONTACTS + 5  |
| DIM 'C'   | TOTAL No. OF CONTACTS + 10 |
| EXAMPLE: CONNECTOR WITH 20 GOLD CONTACTS, M80-5822005   |                            |
| DIM 'A' = 18.00mm, DIM 'B' = 25.00mm, DIM 'C' = 30.00mm |                            |

ORDER CODE:

**M80-582XXXX**

TOTAL No. OF CONTACTS \_\_\_\_\_  
 04 TO 50  
 (EVEN NUMBERS ONLY)

FINISH CODE \_\_\_\_\_  
 05 - GOLD  
 46 - 100% TIN



|                |      |           |        |
|----------------|------|-----------|--------|
| SB             | I    | 09.08.11  | 11376  |
| NAME           | ISS. | DATE      | C/NOTE |
| APPROVED:      |      | S.BENNETT |        |
| CHECKED:       |      | S.FLOWER  |        |
| DRAWN:         |      | R.ADDE    |        |
| CUSTOMER REF.: |      |           |        |
| ASSEMBLY DRG:  |      |           |        |

**HARWIN**

|  |  |  |
|--|--|--|
| HARWIN USA<br>TEL: 603 893 5376<br>FAX: 603 893 5396<br>mis@harwin.com | HARWIN Europe (UK)<br>TEL: 023 9231 4545<br>FAX: 023 9231 4590<br>mis@harwin.co.uk | HARWIN Asia<br>TEL: +65 6 779 4909<br>FAX: +65 6 779 3868<br>mis@harwin.com.sg |
|--|--|--|

THIS DRAWING AND ANY INFORMATION OR DESCRIPTIVE MATTER SET OUT HEREON ARE CONFIDENTIAL AND COPYRIGHT PROPERTY OF THE HARWIN GROUP AND MUST NOT BE DISCLOSED, LOANED, COPIED OR USED FOR MANUFACTURING, TENDERING OR FOR ANY OTHER PURPOSE WITHOUT THEIR WRITTEN PERMISSION.

**TOLERANCES**  
 X. = ±1mm  
 X.X = ±0.25mm  
 X.XX = ±0.10mm  
 X.XXX = ±0.01mm

ANGLES = ±5°  
 UNLESS STATED

**MATERIAL:**  
 SEE ABOVE

**FINISH:** SEE ABOVE

**S/AREA:** mm<sup>2</sup>

**TITLE:** DATAMATE J-TEK  
 MALE DIL LARGE BORE CRIMP  
 WITH 'REVERSE FIX' JACKSCREW

**DRAWING NUMBER:**  
**M80-582XXXX**

SHT 2 OF 2