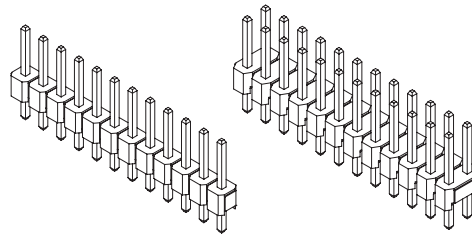




.100" [2.54 mm] Contact Centers, Male Breakaway Headers, Straight

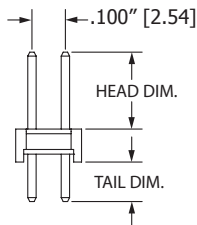
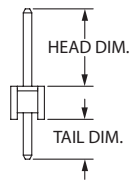
SPECIFICATIONS

- 3 Amps current rating
- UL Flammability Rating: 94V-0
- Insulator Material: PBT, Nylon, LCP
- Contact Material: Brass



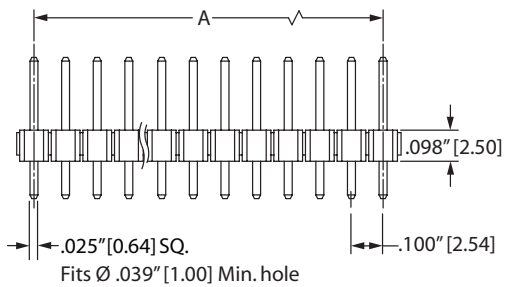
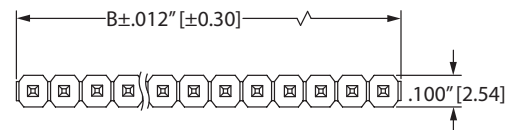
TERMINATION TYPES

STRAIGHT TERMINATIONS

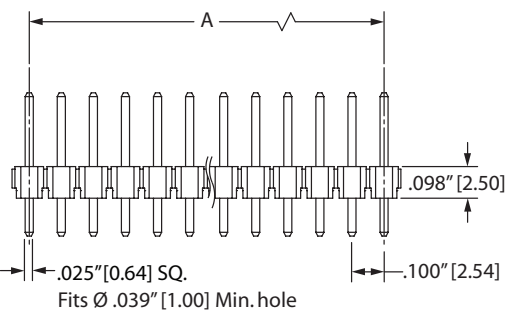
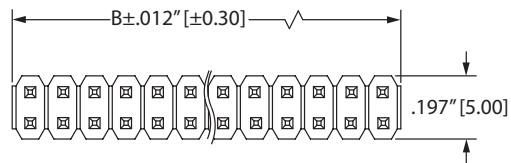


P/N CODE	HEAD	TAIL
AA	0.230" [5.84]	0.120" [3.05]
AB	0.230" [5.84]	0.230" [5.84]
AC	0.230" [5.84]	0.320" [8.13]
AD	0.230" [5.84]	0.420" [10.67]
AE	0.230" [5.84]	0.520" [13.21]
AF	0.230" [5.84]	0.620" [15.75]
AG	0.230" [5.84]	0.720" [18.29]
AH	0.230" [5.84]	0.820" [20.83]
AI	0.230" [5.84]	0.900" [22.86]
AJ	0.230" [5.84]	1.000" [25.40]
AK	0.230" [5.84]	0.035" [0.89]
FA	0.318" [8.08]	0.120" [3.05]
FB	0.318" [8.08]	0.220" [5.59]
FC	0.318" [8.08]	0.320" [8.13]
FD	0.318" [8.08]	0.420" [10.67]
FE	0.318" [8.08]	0.520" [13.21]
FF	0.318" [8.08]	0.620" [15.75]
FG	0.318" [8.08]	0.710" [18.03]
FH	0.318" [8.08]	0.810" [20.57]
FI	0.318" [8.08]	0.910" [23.11]
FJ	0.318" [8.08]	0.050" [1.27]
ZA	0.120" [3.05]	0.120" [3.05]
ZB	0.120" [3.05]	0.095" [2.41]
ZC	0.120" [3.05]	0.260" [6.60]
ZD	0.120" [3.05]	0.610" [15.49]
ZI	0.520" [13.21]	0.110" [2.79]
ZJ	0.720" [18.29]	0.110" [2.79]
ZO	0.820" [20.83]	0.110" [2.79]
ZQ	1.020" [25.91]	0.110" [2.79]
ZR	1.220" [30.99]	0.110" [2.79]

DIMENSIONS



**SINGLE READOUT,
STRAIGHT TAIL SHOWN**



**DUAL READOUT,
STRAIGHT TAIL SHOWN**



.100" [2.54 mm] Contact Centers, Male Breakaway Headers, Straight

PART NUMBER OPTIONS

PR B C 002 S AA N - RC

MATERIALS (INSULATOR/CONTACT)

- PR = PBT/BRASS
Operating Temperature: -40°C to +105°C
Processing Temperature: Wave/Manual Soldering
- NR = NYLON/BRASS
Operating Temperature: -40°C to +105°C
Processing Temperature: Wave/Manual Soldering
- LR = LCP/BRASS
Operating Temperature: -40°C to +125°C
Processing Temperature: 230°C Max. for 60 sec.
(260°C Max. for 10 sec.)

TERMINATION TYPE

- AA, AB, AC, AD, AE, AF, AG, AH, AI, AJ, AK,
FA, FB, FC, FD, FE, FF, FG, FH, FI, FJ,
ZA, ZB, ZC, ZD, ZI, ZJ, ZO, ZQ, ZR

READOUT (Opposite Page)

- S = Single
- D = Dual

NUMBER OF POSITIONS

Contacts Per row, 002 Thru 040

CONTACT CENTERS

C = .100" [2.54 mm]

CONTACT FINISH - RoHS Compliant

All platings are Lead Free and have .000050" Nickel underplate

- | Contact Surface | Termination |
|------------------------|--------------------------|
| B = .000010" Gold | .000100" Pure Tin, Matte |
| C = .000030" Gold | .000100" Pure Tin, Matte |
| E = Tin Overall | |
| P = Gold Flash Overall | |

PART NUMBER	A		B	
	in	mm	in	mm
_R_C002S__-RC	0.100	2.54	0.200	5.08
_R_C003S__-RC	0.200	5.08	0.300	7.62
_R_C004S__-RC	0.300	7.62	0.400	10.16
_R_C005S__-RC	0.400	10.16	0.500	12.70
_R_C006S__-RC	0.500	12.70	0.600	15.24
_R_C007S__-RC	0.600	15.24	0.700	17.78
_R_C008S__-RC	0.700	17.78	0.800	20.32
_R_C009S__-RC	0.800	20.32	0.900	22.86
_R_C010S__-RC	0.900	22.86	1.000	25.40
_R_C011S__-RC	1.000	25.40	1.100	27.94
_R_C012S__-RC	1.100	27.94	1.200	30.48
_R_C013S__-RC	1.200	30.48	1.300	33.02
_R_C014S__-RC	1.300	33.02	1.400	35.56
_R_C015S__-RC	1.400	35.56	1.500	38.10
_R_C016S__-RC	1.500	38.10	1.600	40.64
_R_C017S__-RC	1.600	40.64	1.700	43.18
_R_C018S__-RC	1.700	43.18	1.800	45.72
_R_C019S__-RC	1.800	45.72	1.900	48.26
_R_C020S__-RC	1.900	48.26	2.000	50.80
_R_C021S__-RC	2.000	50.80	2.100	53.34
_R_C022S__-RC	2.100	53.34	2.200	55.88
_R_C023S__-RC	2.200	55.88	2.300	58.42
_R_C024S__-RC	2.300	58.42	2.400	60.96
_R_C025S__-RC	2.400	60.96	2.500	63.50
_R_C026S__-RC	2.500	63.50	2.600	66.04
_R_C027S__-RC	2.600	66.04	2.700	68.58
_R_C028S__-RC	2.700	68.58	2.800	71.12
_R_C029S__-RC	2.800	71.12	2.900	73.66
_R_C030S__-RC	2.900	73.66	3.000	76.20
_R_C031S__-RC	3.000	76.20	3.100	78.74
_R_C032S__-RC	3.100	78.74	3.200	81.28
_R_C033S__-RC	3.200	81.28	3.300	83.82
_R_C034S__-RC	3.300	83.82	3.400	86.36
_R_C035S__-RC	3.400	86.36	3.500	88.90
_R_C036S__-RC	3.500	88.90	3.600	91.44
_R_C037S__-RC	3.600	91.44	3.700	93.98
_R_C038S__-RC	3.700	93.98	3.800	96.52
_R_C039S__-RC	3.800	96.52	3.900	99.06
_R_C040S__-RC	3.900	99.06	4.000	101.60

PART NUMBER	A		B	
	in	mm	in	mm
_R_C002D__-RC	0.100	2.54	0.200	5.08
_R_C003D__-RC	0.200	5.08	0.300	7.62
_R_C004D__-RC	0.300	7.62	0.400	10.16
_R_C005D__-RC	0.400	10.16	0.500	12.70
_R_C006D__-RC	0.500	12.70	0.600	15.24
_R_C007D__-RC	0.600	15.24	0.700	17.78
_R_C008D__-RC	0.700	17.78	0.800	20.32
_R_C009D__-RC	0.800	20.32	0.900	22.86
_R_C010D__-RC	0.900	22.86	1.000	25.40
_R_C011D__-RC	1.000	25.40	1.100	27.94
_R_C012D__-RC	1.100	27.94	1.200	30.48
_R_C013D__-RC	1.200	30.48	1.300	33.02
_R_C014D__-RC	1.300	33.02	1.400	35.56
_R_C015D__-RC	1.400	35.56	1.500	38.10
_R_C016D__-RC	1.500	38.10	1.600	40.64
_R_C017D__-RC	1.600	40.64	1.700	43.18
_R_C018D__-RC	1.700	43.18	1.800	45.72
_R_C019D__-RC	1.800	45.72	1.900	48.26
_R_C020D__-RC	1.900	48.26	2.000	50.80
_R_C021D__-RC	2.000	50.80	2.100	53.34
_R_C022D__-RC	2.100	53.34	2.200	55.88
_R_C023D__-RC	2.200	55.88	2.300	58.42
_R_C024D__-RC	2.300	58.42	2.400	60.96
_R_C025D__-RC	2.400	60.96	2.500	63.50
_R_C026D__-RC	2.500	63.50	2.600	66.04
_R_C027D__-RC	2.600	66.04	2.700	68.58
_R_C028D__-RC	2.700	68.58	2.800	71.12
_R_C029D__-RC	2.800	71.12	2.900	73.66
_R_C030D__-RC	2.900	73.66	3.000	76.20
_R_C031D__-RC	3.000	76.20	3.100	78.74
_R_C032D__-RC	3.100	78.74	3.200	81.28
_R_C033D__-RC	3.200	81.28	3.300	83.82
_R_C034D__-RC	3.300	83.82	3.400	86.36
_R_C035D__-RC	3.400	86.36	3.500	88.90
_R_C036D__-RC	3.500	88.90	3.600	91.44
_R_C037D__-RC	3.600	91.44	3.700	93.98
_R_C038D__-RC	3.700	93.98	3.800	96.52
_R_C039D__-RC	3.800	96.52	3.900	99.06
_R_C040D__-RC	3.900	99.06	4.000	101.60