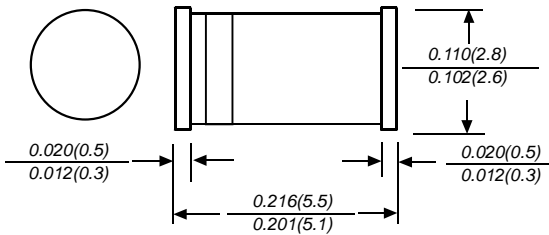


Data Sheet 2598, Rev. -

DL47-SERIES
ZENER DIODES

Zener Voltage:3.3-100V Peak Pulse Power:0.5W

DL-41



Dimensions in inches and (millimeters)

FEATURE

- ◆ Low zener impedance
- ◆ Low regulation factor
- ◆ Glass passivated junction
- ◆ High temperature soldering guaranteed:
260°C/10S at terminals

MECHANICAL DATA

Case: DL-41 molded glass body

Terminals: Plated axial leads, solderable per MIL-STD 750, method 2026

Polarity: Color band denotes cathode end

Mounting Position: Any

Weight: 0.012 ounce,0.33 grams

MAXIMUM RATINGS AND ELECTRICAL CHARACTERISTICS

Ratings at 25°C ambient temperature unless otherwise specified.

	SYMBOLS	VALUE	UNITS
Zener Current see Table Characteristics			
Power Dissipation at Tamb=25°C(Note 1)	P _{tot}	500	mW
Junction Temperature	T _j	175	°C
Storage Temperature Range	T _{STG}	-65 to + 175	°C
Thermal resistance junction ambient(Note 1)	R _{θJA}	0.3	KW
Forward voltage at I _F =200mA	V _F	1.1	V

Note 1: Valid provided that leads at a distance of 10mm from case are kept at ambient temperature

Data Sheet 2598, Rev. -

ELECTRICAL CHARACTERISTICS (at TA=25°C unless otherwise noted)

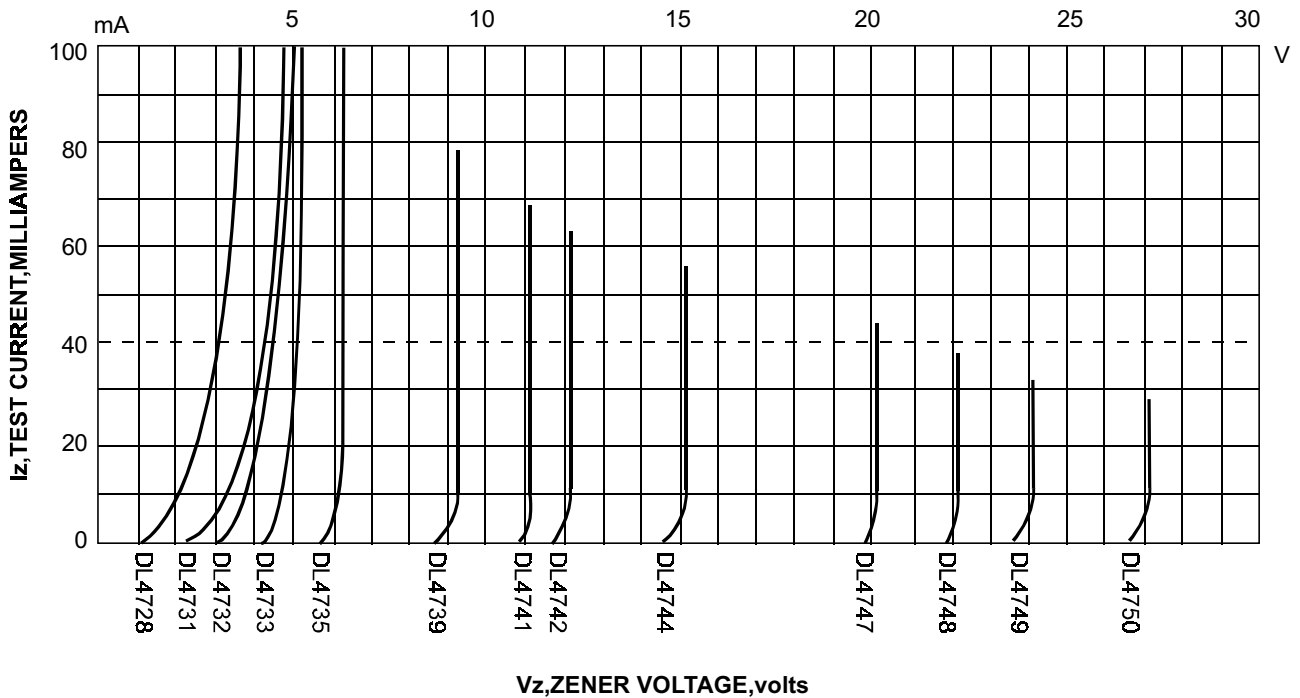
Device Type	Nominal Zener Voltage Vz@Izr	Test Current Izr	Maximum Zener Impedance		Maximum Reverse Leakage Current		Izk	Max. Surge Current Ir@25°C	Maximum Regulator Current Izm
	Volts		Zzt@Izr	Zzt@Izk	Ir	@Vr			
			mA	Ohms	Ohms	µA	Volts	mA	mA
DL4728A	3.3	76	10	400	100	1.0	1.0	1380	276
DL4729A	3.6	69	10	400	100	1.0	1.0	1260	252
DL4730A	3.9	64	9.0	400	50	1.0	1.0	1170	234
DL4731A	4.3	58	9.0	400	10	1.0	1.0	1085	217
DL4732A	4.7	53	8.0	500	10	1.0	1.0	965	193
DL4733A	5.1	49	7.0	550	10	1.0	1.0	890	178
DL4734A	5.6	45	5.0	600	10	2.0	1.0	810	162
DL4735A	6.2	41	2.0	700	10	3.0	1.0	730	146
DL4736A	6.8	37	3.5	700	10	4.0	1.0	660	133
DL4737A	7.5	34	4.0	700	10	5.0	0.5	605	121
DL4738A	8.2	31	4.5	700	10	6.0	0.5	550	110
DL4739A	9.1	28	5.0	700	10	7.0	0.5	500	100
DL4740A	10	25	7.0	700	10	7.6	0.25	454	91
DL4741A	11	23	8.0	700	5.0	8.4	0.25	414	83
DL4742A	12	21	9.0	700	5.0	9.1	0.25	380	76
DL4743A	13	19	10	700	5.0	9.9	0.25	344	69
DL4744A	15	17	14	700	5.0	11.4	0.25	304	61
DL4745A	16	15.5	16	700	5.0	12.2	0.25	285	57
DL4746A	18	14	20	750	5.0	13.7	0.25	250	50
DL4747A	20	12.5	22	750	5.0	15.2	0.25	225	45
DL4748A	22	11.5	23	750	5.0	16.7	0.25	205	41
DL4749A	24	10.5	25	750	5.0	18.2	0.25	190	38
DL4750A	27	9.5	35	750	5.0	20.6	0.25	170	34
DL4751A	30	8.5	40	1000	5.0	22.8	0.25	150	30
DL4752A	33	7.5	45	1000	5.0	25.1	0.25	135	27
DL4753A	36	7.0	50	1000	5.0	27.4	0.25	125	25
DL4754A	39	6.5	60	1000	5.0	29.7	0.25	115	23
DL4755A	43	6.0	70	1500	5.0	32.7	0.25	110	22
DL4756A	47	5.5	80	1500	5.0	35.8	0.25	95	19
DL4757A	51	5.0	95	1500	5.0	38.8	0.25	90	18
DL4758A	56	4.5	110	2000	5.0	42.6	0.25	80	16
DL4759A	62	4.0	125	2000	5.0	47.1	0.25	70	14
DL4760A	68	3.7	150	2000	5.0	51.7	0.25	65	13
DL4761A	75	3.3	175	2000	5.0	56.0	0.25	60	12
DL4762A	82	3.0	200	3000	5.0	62.2	0.25	55	11
DL4763A	91	2.8	250	3000	5.0	69.2	0.25	50	10
DL4764A	100	2.5	350	3000	5.0	76.0	0.25	45	9

Note 1: Suffix "A" indicate ±5% tolerance

Data Sheet 2598, Rev. -

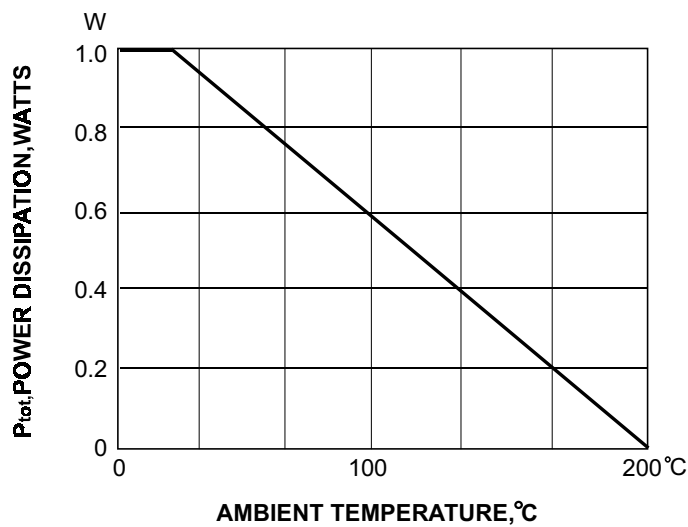
RATINGS AND CHARACTERISTIC CURVES DL47 SERIES

Breakdown characteristics



Admissible power dissipation versus ambient temperature

Valid provided that leads are kept at ambient temperature at a distance of 10mm from case



TECHNICAL DATA

DISCLAIMER:

- 1- The information given herein, including the specifications and dimensions, is subject to change without prior notice to improve product characteristics. Before ordering, purchasers are advised to contact the Sensitron Semiconductor sales department for the latest version of the datasheet(s).
- 2- In cases where extremely high reliability is required (such as use in nuclear power control, aerospace and aviation, traffic equipment, medical equipment, and safety equipment), safety should be ensured by using semiconductor devices that feature assured safety or by means of users' fail-safe precautions or other arrangement.
- 3- In no event shall Sensitron Semiconductor be liable for any damages that may result from an accident or any other cause during operation of the user's units according to the datasheet(s). Sensitron Semiconductor assumes no responsibility for any intellectual property claims or any other problems that may result from applications of information, products or circuits described in the datasheets.
- 4- In no event shall Sensitron Semiconductor be liable for any failure in a semiconductor device or any secondary damage resulting from use at a value exceeding the absolute maximum rating.
- 5- No license is granted by the datasheet(s) under any patents or other rights of any third party or Sensitron Semiconductor.
- 6- The datasheet(s) may not be reproduced or duplicated, in any form, in whole or part, without the expressed written permission of Sensitron Semiconductor.
- 7- The products (technologies) described in the datasheet(s) are not to be provided to any party whose purpose in their application will hinder maintenance of international peace and safety nor are they to be applied to that purpose by their direct purchasers or any third party. When exporting these products (technologies), the necessary procedures are to be taken in accordance with related laws and regulations.