

POSITION	A±0.20	B±0.20	C±0.38	D	E	F
15 Pin	16.30	25.00	30.80	2.29	0.25	0.89
26 Pin	24.60	33.30	39.20	2.29	0.51	0.64
44 Pin	38.35	47.05	53.05	2.29	0.51	0.64
62 Pin	54.80	63.50	69.40	2.41	0.58	0.62

ELECTRICAL:

CURRENT: 5A
 CONTACT RESISTANCE: < 30mΩ
 INSULATOR RESISTANCE: > 1000MΩ
 DIELECTRIC WITHSTANDING VOLTAGE: 1000VAC FOR 1 MIN.
 OPERATING TEMPERATURE: -55° C TO +105° C

MATERIAL:

INSULATOR: PBT & 30% GLASS FIBER (UL94V-0)
 CONTACT: COPPER ALLOY
 CONTACT PLATING: OPTIONAL GOLD OR TIN ALL OVER NICKEL, BLACK

HOW TO ORDER:

A 0 4 1 - X X 4 X - X X X - Z

CONTACT TYPE:

1 - FEMALE

FOOTPRINT:

4 - 8.89mm

SHELL PLATING:

- 1 - TIN PLATED
- 2 - ZINC PLATED
- 3 - ALL PLASTIC
- 4 - NICKEL PLATED

MOUNTING OPTION:

SEE MOUNTING
 OPTIONS PAGE

PLATING OVERALL:

- 0 - FULL Au FLASH
- 4 - 10u" Au
- 5 - 15u" Au
- 7 - 30u" Au
- 8 - FULL TIN

RoHS

COMPLIANT

NUMBER OF CONTACTS:

15, 26, 44, 62

SELECTIVE PLATING:

- 1 - Au FLASH CONTACT AREA/TIN TAIL
- 9 - 15u" Au CONTACT AREA/TIN TAIL
- A - 30u" Au CONTACT AREA/TIN TAIL

Rev	Drawn	Checked	Approved	Date
0 Issued	B.S.	S.M.	S.M.	12/18/06

SMP TECHNOLOGY, INC.

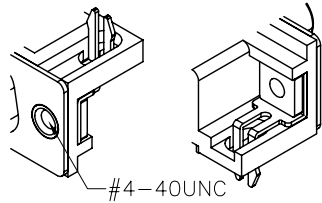
SCALE	MAT'L	FINISH
DRAWING No. A04-1		
TOL. DEC. .X +/- 0.35 .XX +/- 0.25 .XXX +/-	ANGLE +/-	UNIT: mm

D-Sub Connector, High Density, Right Angle, Female

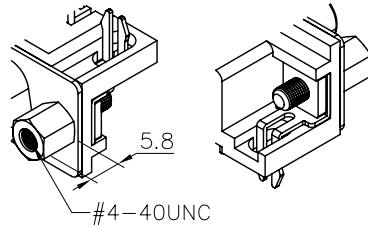
SERIES: A 0 4

MOUNTING OPTIONS

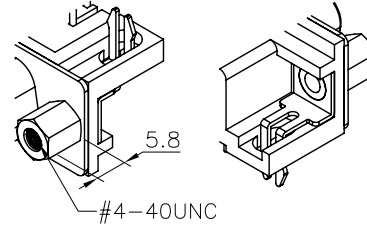
MOUNTING OPTION 23:
4-40 THREADED RIVETED INSERTS W/
GROUNDING BRACKETS



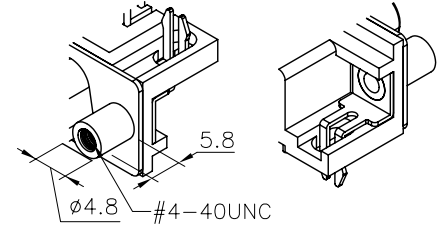
MOUNTING OPTION 24:
4-40 THREADED RIVETED INSERTS W/
GROUNDING BRACKETS & JACK SCREWS



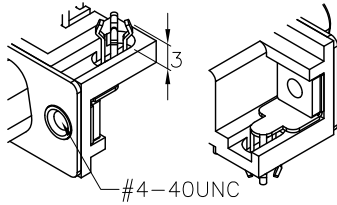
MOUNTING OPTION 25:
4-40 THREADED RIVETED INSERTS W/
GROUNDING BRACKETS & JACK SCREWS
(5.8mm LENGTH)



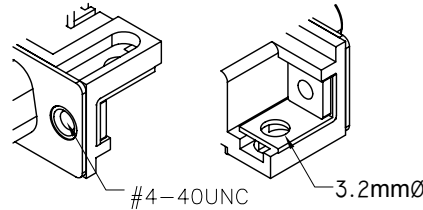
MOUNTING OPTION 26:
4-40 THREADED RIVETED INSERTS
W/ GROUNDING BRACKETS & ROUND
JACK SCREWS (5.8mm LENGTH)



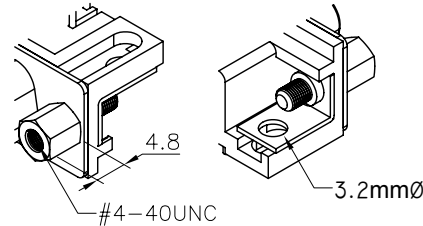
MOUNTING OPTION 27:
4-40 THREADED RIVETED INSERTS W/
4 PRONG GROUNDING BRACKETS



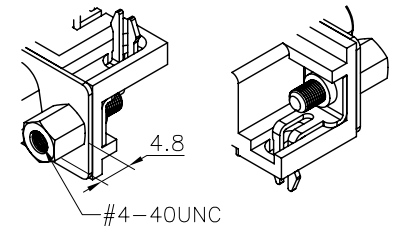
MOUNTING OPTION 33:
4-40 THREADED RIVETED INSERTS W/
NON-THREADED PCB MOUNTING
HOLES (3.2mmØ)



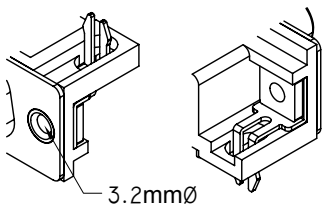
MOUNTING OPTION 34:
4-40 THREADED RIVETED INSERTS W/
NON-THREADED PCB MOUNTING
HOLES (3.2mmØ) AND JACK SCREWS



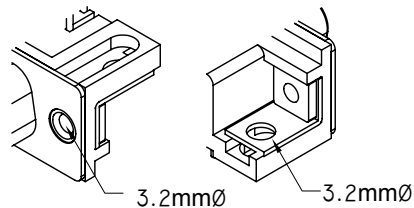
MOUNTING OPTION 74:
GROUNDING BRACKETS AND JACK
SCREWS ASSEMBLED TO CONNECTOR



MOUNTING OPTION 76:
3.2mmØ HOLES W/ GROUNDING
BRACKETS



MOUNTING OPTION 77:
3.2mmØ HOLES W/ NON-THREADED
PCB MOUNTING HOLES



MOUNTING OPTION 35:
L-BRACKET & JACK SCREWS ASSEMBLED TO
CONNECTOR W/ NON-THREADED PCB MOUNTING
HOLE (3.2mmØ)

