



LOW VF SCHOTTKY DIODE MODULE TYPE 600A

Features

- High Surge Capability
- Isolation Type Package
- Electrically Isolation base plate

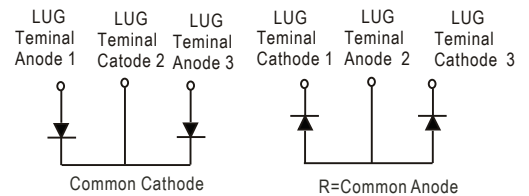
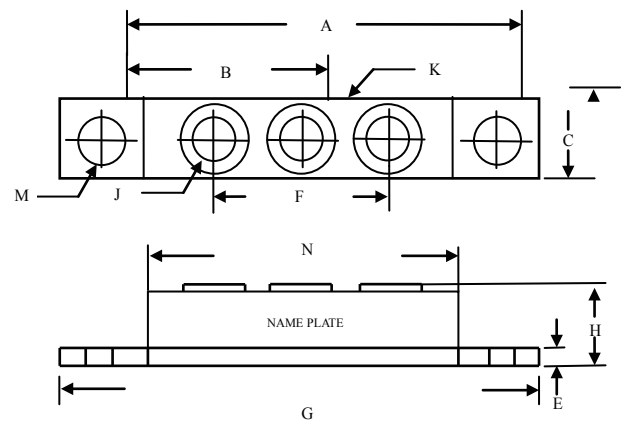
600 Amp Rectifier
35 Volts

Maximum Ratings

Operating Temperature: -40 °C to +100 °C
Storage Temperature: -40 °C to +150 °C

Part Number	Maximum Recurrent Peak Reverse Voltage	Maximum RMS Voltage	Maximum DC Blocking Voltage
MBRT60035(R)L	35V	25V	35V

THREE TOWER



Electrical Characteristics @ 25 °C Unless Otherwise Specified

Average Forward Current (Per pkg)	$I_{F(AV)}$	600A	$TC=100^{\circ}C$
Peak Forward Surge Current (Per leg)	I_{FSM}	4000A	8.3ms, half sine
Maximum Instantaneous Forward Voltage (Per leg)	V_F	0.60V	$I_{FM}=300A ; T_J=25^{\circ}C$
Maximum Instantaneous Reverse Current At Rated DC Blocking Voltage (Per leg)	I_R	3mA 300mA	$T_J=25^{\circ}C$ $T_J=100^{\circ}C$
Maximum Thermal Resistance Junction To Case (Per leg)	$R_{\theta jc}$	0.28 °C/W	

NOTE :

(1) Pulse Test: Pulse Width 300 μ sec. Duty Cycle < 2%

DIM	Inches		Millimeters	
	Min	Max	Min	Max
A	3.150	NOM	80.01	NOM
B	1.565	1.585	39.75	40.26
C	.700	.800	17.78	20.32
E	.119	.132	3.02	3.35
F	1.327	REF	33.72	REF
G	3.55	3.65	90.17	92.71
H	-----	.73	-----	18.30
J	1/4-20 UNC FULL			
K	.472	.511	12	13
M	.275	.295	6.99	7.49
N	2.38	2.46	60.5	62.5



Figure .1-Typical Forward Characteristics

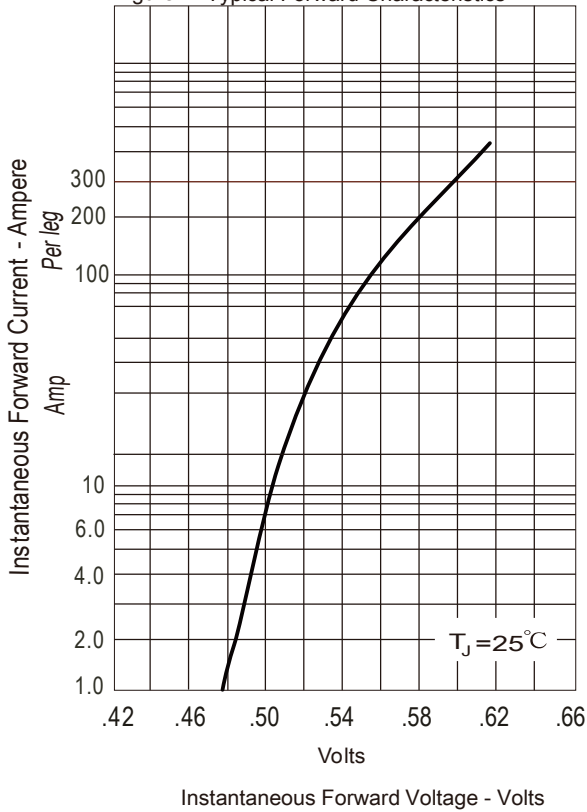


Figure .2- Forward Derating Curve

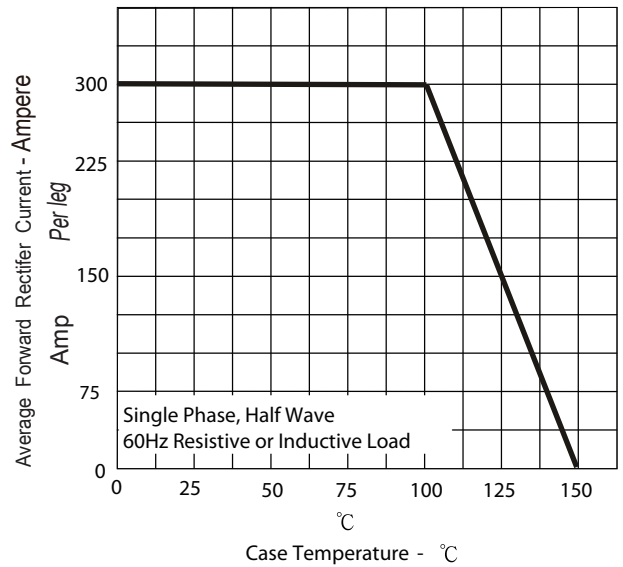


Figure .4-Typical Reverse Characteristics

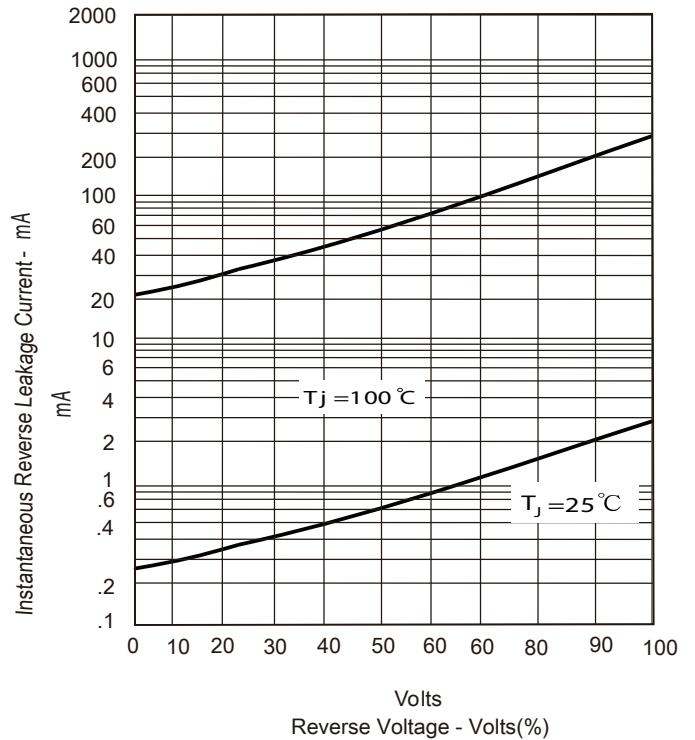


Figure.3-Peak Forward Surge Current

