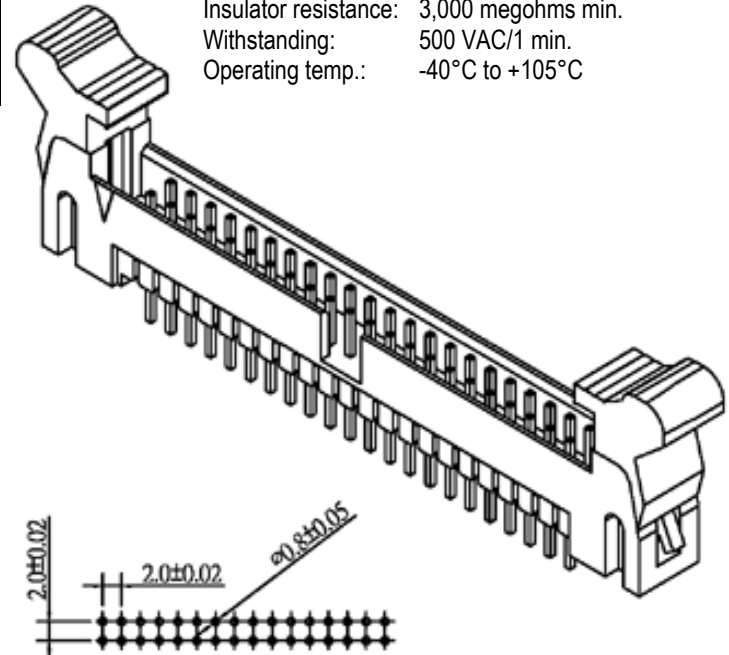
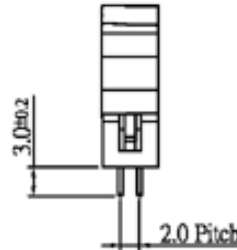
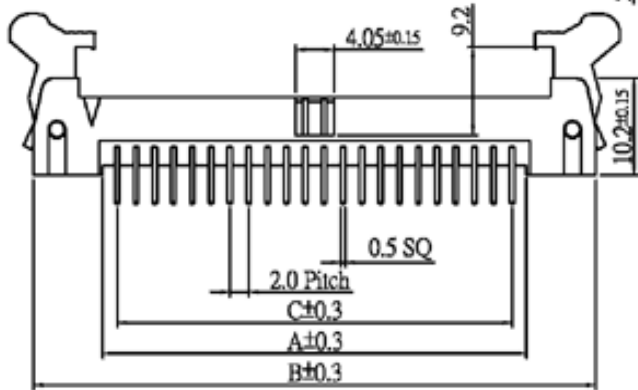


Pos.	A	B	C	Pos.	A	B	C
10	10.0	25.9	8.0	30	30.0	45.9	28.0
12	12.0	27.9	10.0	32	32.0	47.9	30.0
14	14.0	29.9	12.0	34	34.0	49.9	32.0
16	16.0	31.9	14.0	40	40.0	55.9	38.0
20	20.0	35.9	18.0	44	44.0	59.9	42.0
22	22.0	37.9	20.0	50	50.0	65.9	48.0
24	24.0	39.9	22.0	60	60.0	75.9	58.0
26	26.0	41.9	24.0				

SPECIFICATIONS

Current rating: 1 amp
 Contact material: Brass
 Contact plating: Gold or gold flash over nickel
 Contact resistance: 30 milliohms max.
 Insulator material: Nylon 9T, UL 94V-0
 Insulator resistance: 3,000 megohms min.
 Withstanding: 500 VAC/1 min.
 Operating temp.: -40°C to +105°C



PC Board Layout

Series	Positions	Mounting	Latch	Plating
LHD-B	XX	XX	XX	XX
2mm latch header	10-60 (See chart)	ST=Straight RA=Right angle SM=Surface mount	SL=Short latch LL=Long latch	GDXX=Gold XX=Flash if blank; 05, 10, 15, 30μ"

RoHS compliant

Rev.	Description	Date	Approved	Drawing	Name	Date
				Approved	Howard	08/10/99
				Checked	Lizzy	08/10/99
				Drawn	Tina	08/10/99
				0.0 ± 0.35	0.00 ± 0.20	Angles ± 3'
				UNIT: mm		

Central Components Manufacturing
 440 Lincoln Blvd., Middlesex, New Jersey 08846
 Phone 732 469-5720 888 288-5152 Fax 732 469-1919

Part No.: **LHD-B-XX-ST-XX-XX**

Description: Shrouded header, 2.0mm pitch, dual row, straight with short lever